

# DWI Trends in Santa Fe County

SANTA FE COUNTY  
DWI PLANNING COUNCIL

JANUARY 2024 QUARTERLY MEETING

Prepared by

The University of New Mexico, Center for  
Geospatial and Population Studies (UNM-GPS)

Jessica Bloom, Research Scientist III

January 25, 2024



Photo by [www.fhwa.dot.gov/byways](http://www.fhwa.dot.gov/byways)

# Agenda

## Resources for crash statistics

- § How and what crash data are collected
- § Where to obtain crash statistics on Santa Fe County

## Crash statistics for DWI crashes in Santa Fe County

- § Historical and recent trends
- § Severity of crashes and injury counts
- § Demographics
- § Drug-involved fatalities

## Santa Fe County DWI Data from NM Taxation and Revenue

- § DWI arrests
- § DWI conviction rates

# Crash Data Collection in New Mexico

---

## NMDOT Crash Database

- Crashes reported by law enforcement involving a motor vehicle
- Involves a fatality, injury or >\$500 in damages
- On public roadways (no private property crashes)
- About 250 data elements collected for each crash: who, what, where, when, why, and how
- Alcohol involvement is not BAC-specific
- Drug involvement is likely under-reported by officers. DWI can be for alcohol OR drugs. It's easier for officers to prove impairment by alcohol.
- Drug/alcohol toxicology data from the Office of the Medical Investigator for crash-related fatalities

## UNM Center for Geospatial and Population Studies (UNM-GPS)

- Contracted by NMDOT Traffic Records Bureau to do crash data entry and analysis
- Compile crash reports into a database
- Improve data quality: Geocode, clean, and standardize
- Perform crash trend analysis for NMDOT
- Produce regular and ad-hoc reports, including statistics for each community in NM
- Maintain NMDOT's statewide crash database (1978 to present)
- Analysis of DWI arrest and convictions

# Public Availability of Crash Statistics

<https://gps.unm.edu/tru/index.html>

---

## Community Reports, 2022

- [Santa Fe County](#)
- [Santa Fe City](#)
- [Edgewood](#)
- [Pueblo of Pojoaque](#)
- [Tesuque](#) and [Tesuque Pueblo](#)

## Statewide Crash Statistics, 2021

- [Traffic Crash Annual Report](#)
- [DWI Annual Report](#) (alcohol only)
- Both contain county crash rates

## Current Crash Fatality Statistics, 2024/2023

- Fatalities in alcohol-involved crashes in Santa Fe County

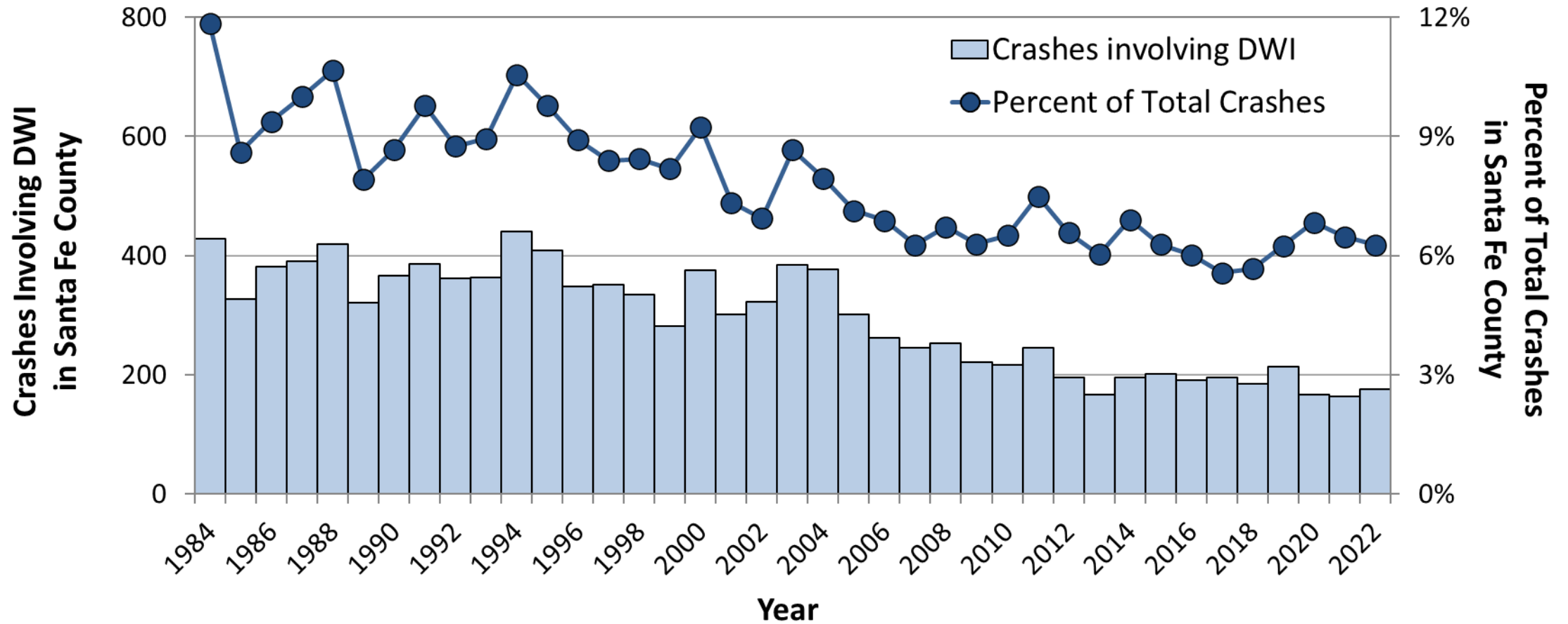
## Request Datasets

- End users can request a dataset of all DWI crashes in Santa Fe County and/or a specific intersection
- Driver, vehicle and occupant-level datasets also available for DWI crashes
- [Crash data dictionaries](#)

## Maps, 2022

- [Alcohol-involved Crashes in Santa Fe City](#)
- [Total Crashes in Santa Fe County](#)
- [Pedestrian/Pedalcycle Crash Dashboards](#)

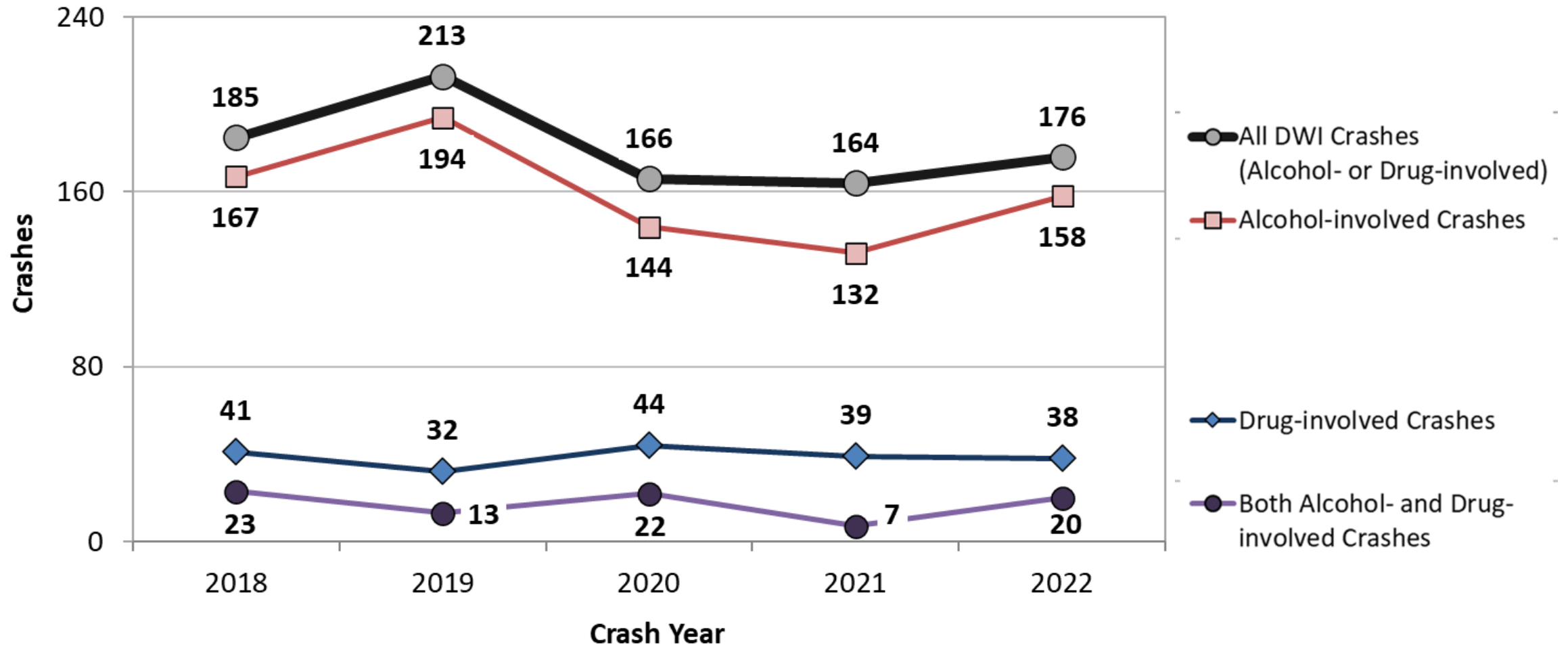
# Historical Data for Santa Fe County



Source: NMDOT Crash Database, 1984 - 2022. DWI includes alcohol- and drug-involved crashes. Over 90% are alcohol-only. Drug data collection began in 2005 and is likely underreported.



# Crashes involving DWI in Santa Fe County



# DWI Crashes in Santa Fe County

Year	Fatal Crashes		Injury Crashes		Property Damage Only Crashes		Total Crashes	
	Count	Percent	Count	Percent	Count	Percent	Count	Percent
2018	9	4.9%	82	44.3%	94	50.8%	185	100%
2019	9	4.2%	94	44.1%	110	51.6%	213	100%
2020	19	11.4%	70	42.2%	77	46.4%	166	100%
2021	10	6.1%	70	42.7%	84	51.2%	164	100%
2022	14	8.0%	72	40.9%	90	51.1%	176	100%



Source: NMDOT Crash Database. DWI crashes are alcohol- or drug-involved crashes.

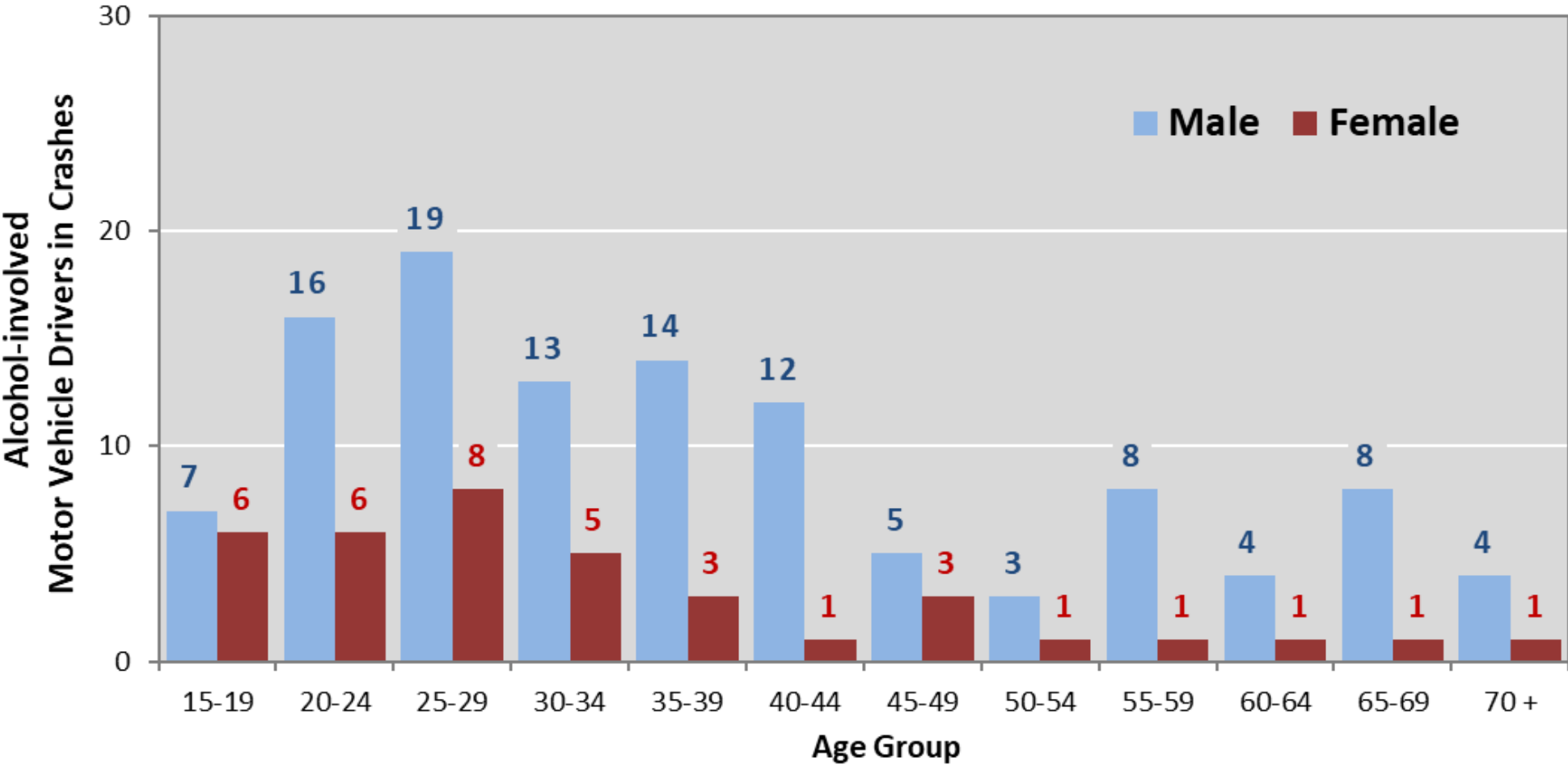
# People in DWI Crashes in Santa Fe County

Year	Fatalities (Class K)		Suspected Serious Injuries (Class A)		Suspected Minor Injuries (Class B)		Possible Injuries (Class C)		No Apparent Injuries (Class O)		Total People	
	Count	Percent	Count	Percent	Count	Percent	Count	Percent	Count	Percent	Count	Percent
2018	9	2.5%	10	2.7%	45	12.3%	66	18.0%	237	64.6%	367	100%
2019	9	2.2%	14	3.4%	63	15.2%	57	13.8%	271	65.5%	414	100%
2020	20	6.4%	10	3.2%	46	14.7%	50	16.0%	187	59.7%	313	100%
2021	12	3.1%	15	3.9%	47	12.3%	36	9.4%	271	71.1%	381	100%
2022	14	4.0%	13	3.7%	43	12.2%	46	13.1%	236	67.0%	352	100%





# Alcohol-involved Motor Vehicle Drivers in Crashes in Santa Fe County, 2022



Source: NMDOT Crash Database. Available in the 2022 Santa Fe County Community Report.  
<https://gps.unm.edu/tru/reports/community-reports/index.html>



# Underage Drinking and Driving in Santa Fe County

(Santa Fe County Community Report Tables 16 and 17)

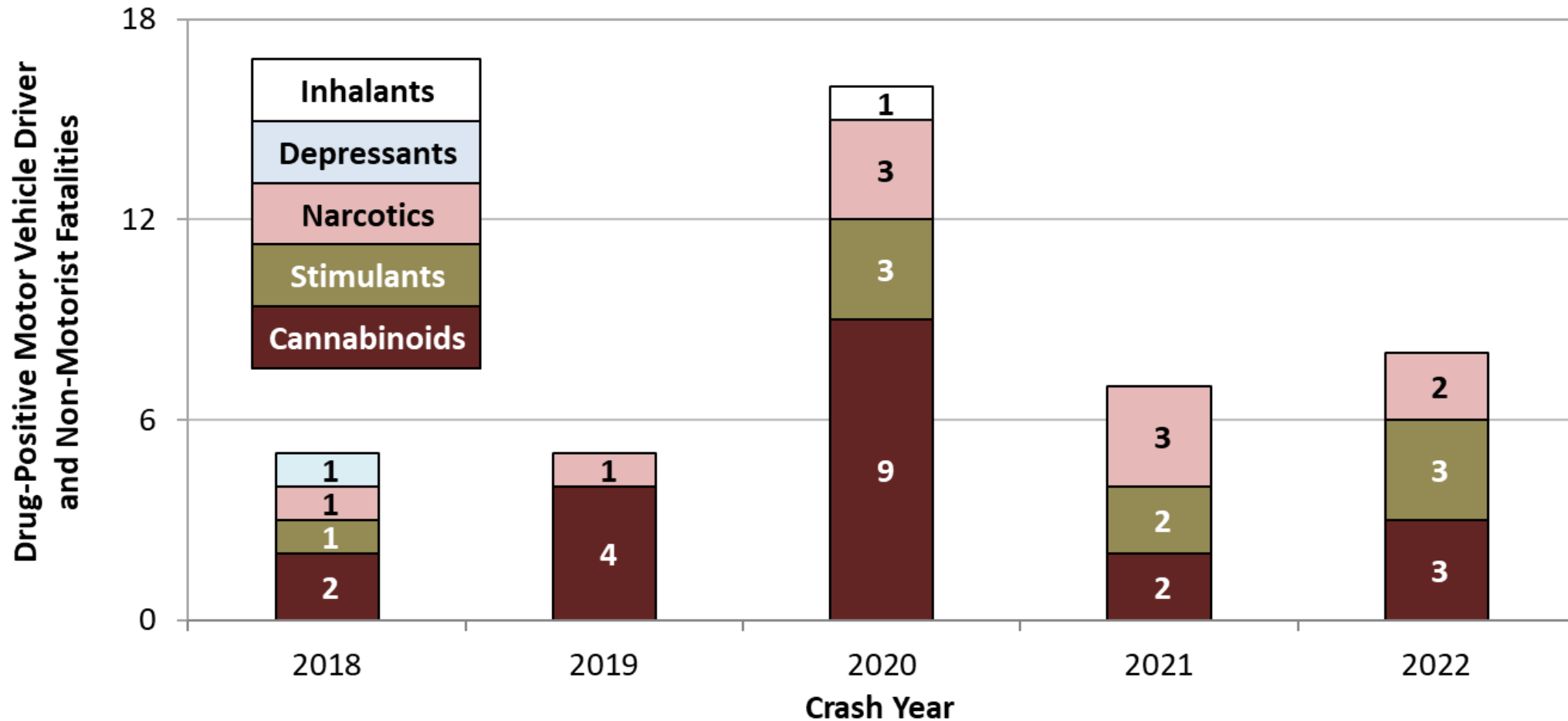
<b>Alcohol-involved Motor Vehicle Drivers Under 21 (Ages 15-20) in Crashes</b>						
<b>Age</b>	<b>Year</b>					<b>5-Year Total</b>
	<b>2018</b>	<b>2019</b>	<b>2020</b>	<b>2021</b>	<b>2022</b>	
15	0	3	0	0	1	<b>4</b>
16	2	0	2	2	0	<b>6</b>
17	1	2	0	0	1	<b>4</b>
18	3	4	2	6	5	<b>20</b>
19	4	4	5	5	6	<b>24</b>
20	3	6	4	6	4	<b>23</b>
<b>Total Drivers</b>	<b>13</b>	<b>19</b>	<b>13</b>	<b>19</b>	<b>17</b>	<b>81</b>

Source: NMDOT Crash Database. Available in the 2022 Santa Fe County Community Report.

<https://gps.unm.edu/tru/reports/community-reports/index.html>



# Drug Toxicology for Motor Vehicle Driver and Non-Motorist Fatalities in Santa Fe County



Drug-Positive - a motor vehicle driver or non-motorist crash-related fatality who tested drug-positive.

Source: NMDOT Fatallog. Toxicology data provided by the Office of the Medical Investigator. Drug testing expanded in 2018.

# DWI Arrests and Convictions in Santa Fe County

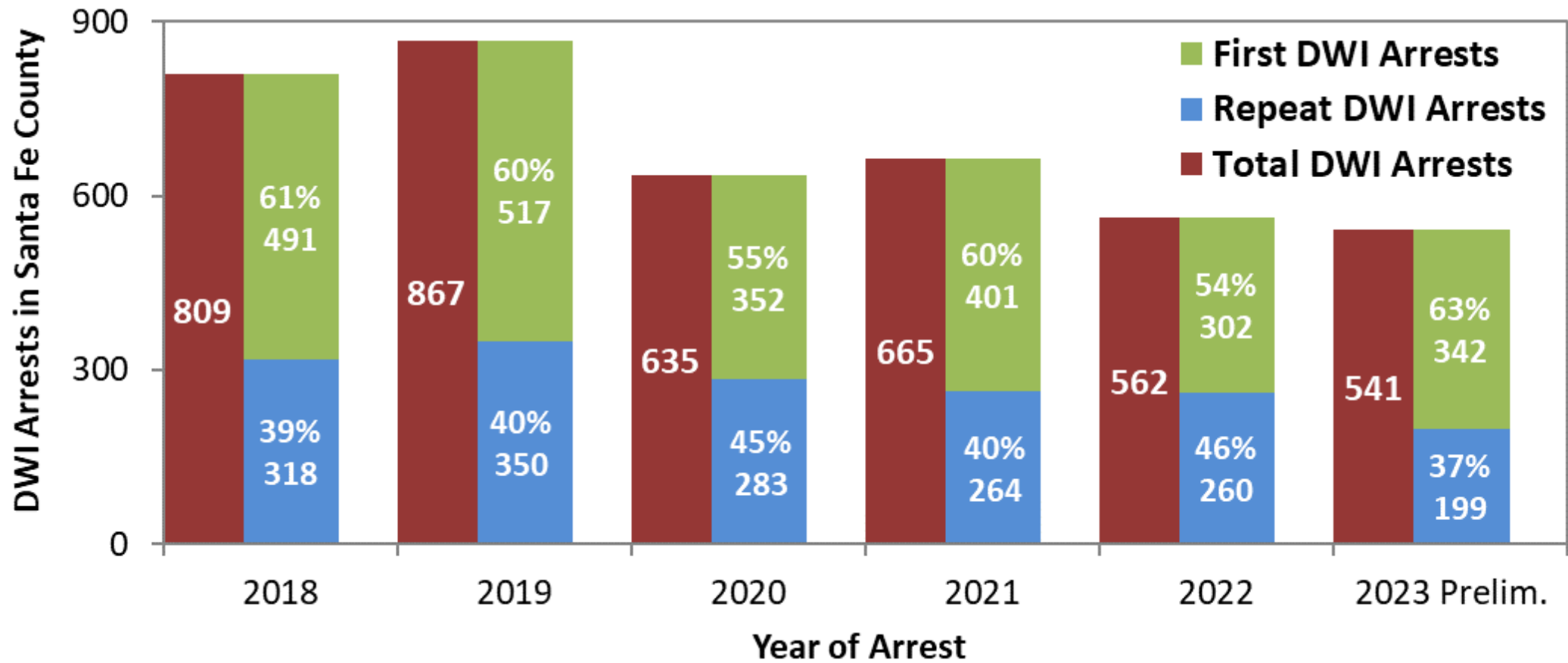
Data Source: NM Taxation and Revenue Department (NMTRD), Motor Vehicle Division (MVD), DWI File, December 2023.

Not a crash-related analysis. UNM-GPS is not involved in compiling the DWI File.

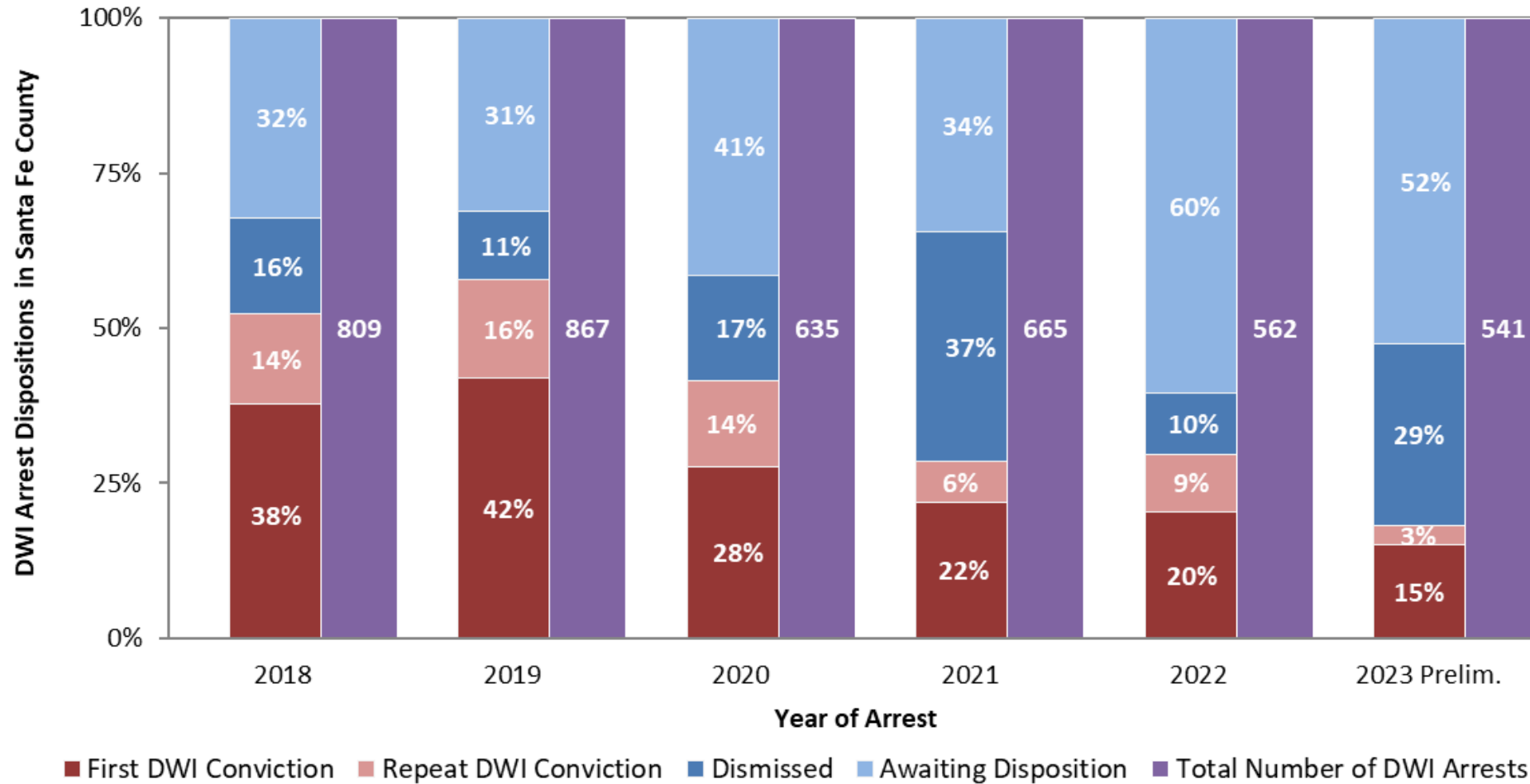
Statistics tabulated by UNM Center for Geospatial and Population Studies (UNM-GPS)

- A reduced aggravated DWI is counted as a guilty ruling
- A reduced regular DWI is counted as dismissed
- Counts for recent years (2022 and 2023) will increase
- Dispositions not reported to NMTRD MVD are excluded
- Arrests missing citation number and date are excluded
- Analysis is by calendar year, not fiscal year
- The DWI file can contain multiple records for each arrest. A DWI arrest is any unique occurrence of Account Key, Citation Number, and Citation Date.

# DWI Arrests in Santa Fe County

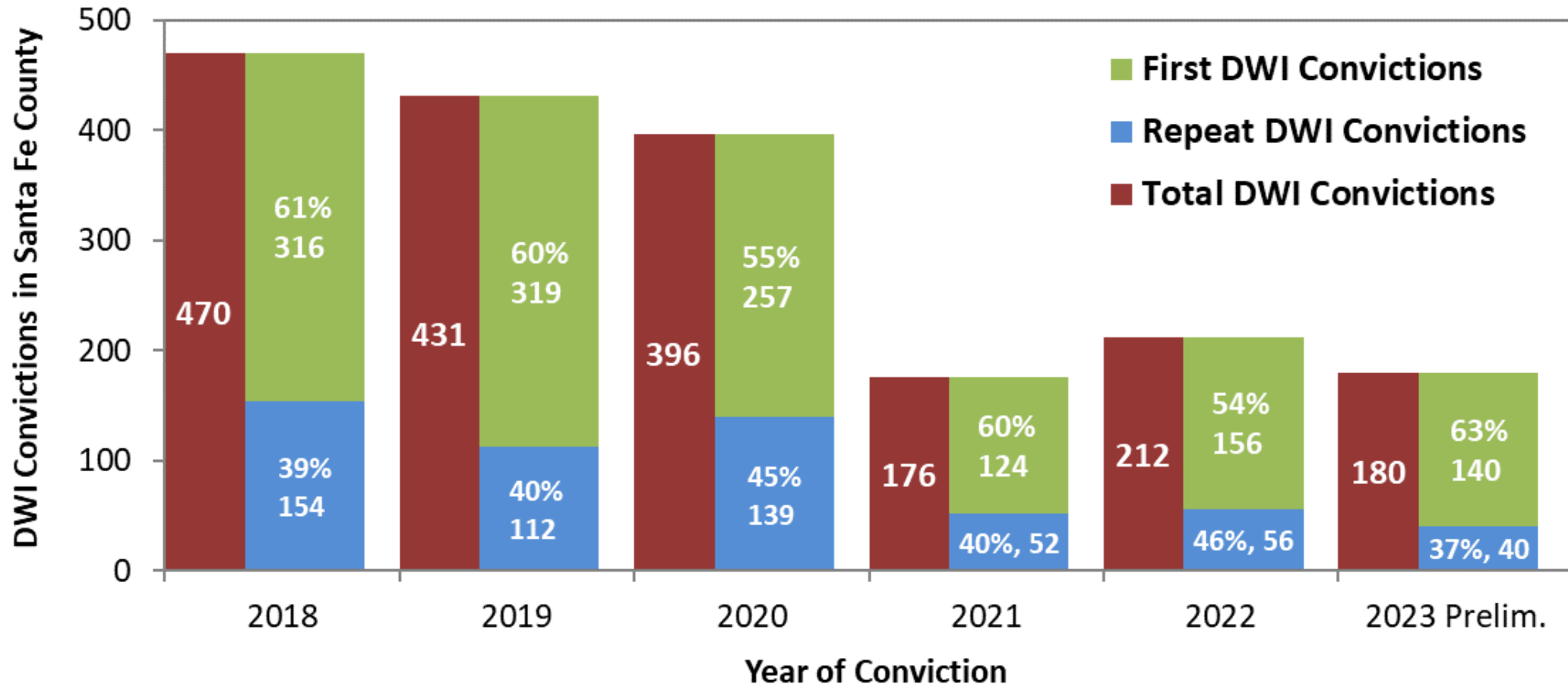


# DWI Dispositions in Santa Fe County

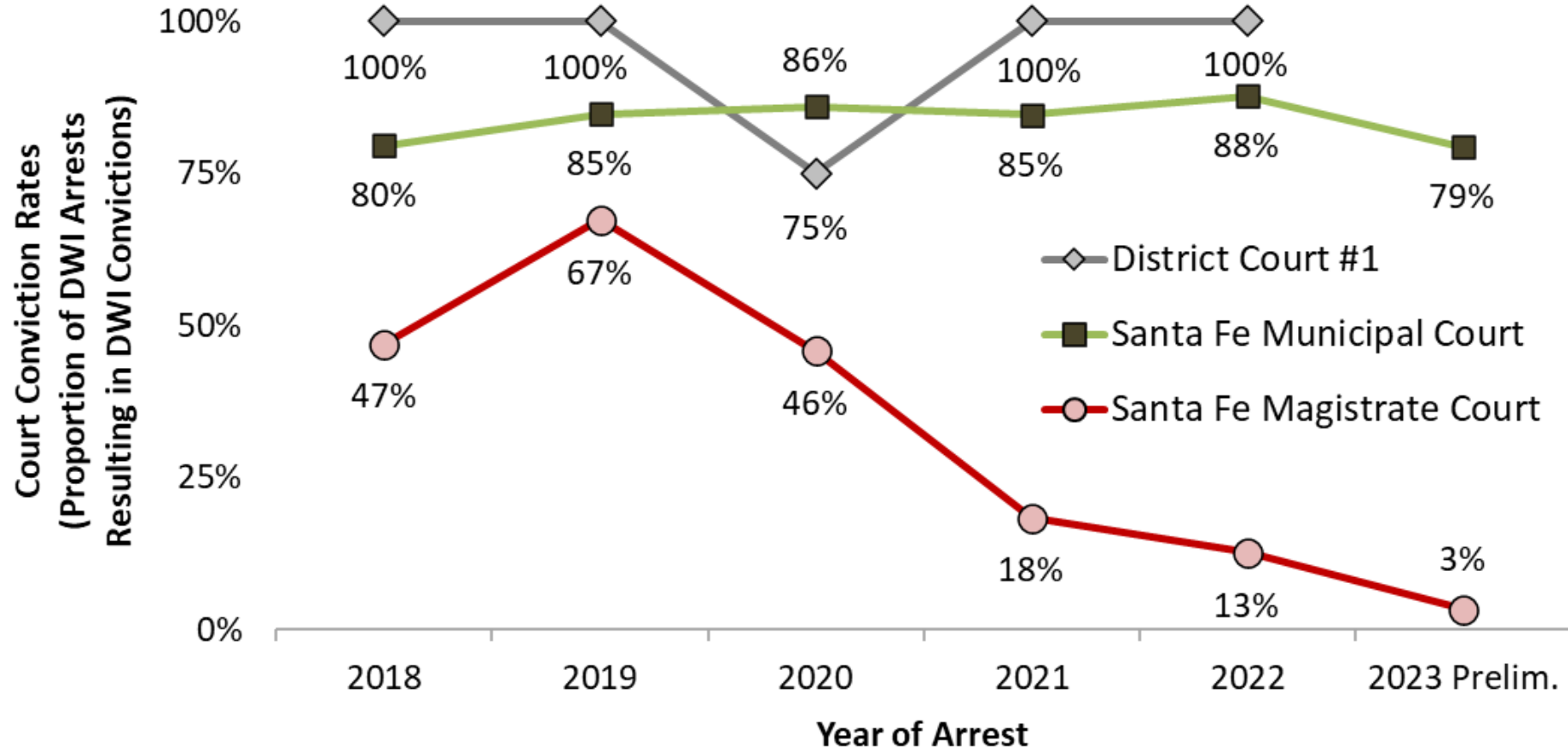


Source: NMTRD MVD, DWI File, December 2023. Data analysis by UNM-GPS. Awaiting disposition means no ruling was reported. Determination of prior convictions include convictions outside Santa Fe County. Data for 2022 and 2023 are expected to change.

# DWI Convictions in Santa Fe County



# Court DWI Conviction Rates in Santa Fe County





Special thanks to the staff at:  
UNM-GPS,  
NMDOT Traffic Records Bureau,  
NM Taxation and Revenue,  
and Law Enforcement Agencies

Statistics available at: [gps.unm.edu](https://gps.unm.edu)

University of New Mexico, Center for  
Geospatial and Population Studies  
(UNM-GPS)

Jessica Bloom  
[jbloom1@unm.edu](mailto:jbloom1@unm.edu)

