

# Rio Arriba County Report, 2001

## Demographics

In 2001, there were 17,819 licensed drivers in Rio Arriba County. Of these, there were 8,953 females and 8,866 males. The population in Rio Arriba County was 31,502. The total number of crashes in 2001 was 656, yielding a crash rate of 21 per thousand people (The total number of crashes 656 divided by the population 31,502 multiplied by 1,000). The corresponding rate for the state was 27 per thousand people.

## General Crash Information

Since 1992 the number of crashes has shown no consistent pattern. Fatal and injury crashes have also shown no consistent pattern since 1992. Belt usage (as a percentage) has increased from last year, while belt usage in crashes involving visible and incapacitating injuries has also increased.

## Alcohol-related Crash Information

Information about alcohol-involved crashes is included in all sections of this report. Of the 138 people convicted of DWI in Rio Arriba County in 2001, 42 percent were first-time DWI convictions (Number of first convictions 58 divided by the total number of people convicted 138 multiplied by 100). The corresponding percentage for the state was 57.

## Crash Specifics

Crashes involving other vehicles were the most common class, accounting for 39 percent of all crashes. Crashes involving overturns, other vehicles, and a pedestrian resulted in fatalities. Passenger cars were the vehicle type most often involved in crashes, accounting for 44 percent of all vehicles in crashes. Pickups accounted for 32 percent of vehicles involved in crashes. Together these two vehicle types comprised 78 percent of the vehicles involved in injury crashes. The three most common top contributing factors were excessive speed, driver inattention, and alcohol involvement. There were 14 fatal crashes in 2001. The most common top contributing factor for the fatal crashes was alcohol involvement.

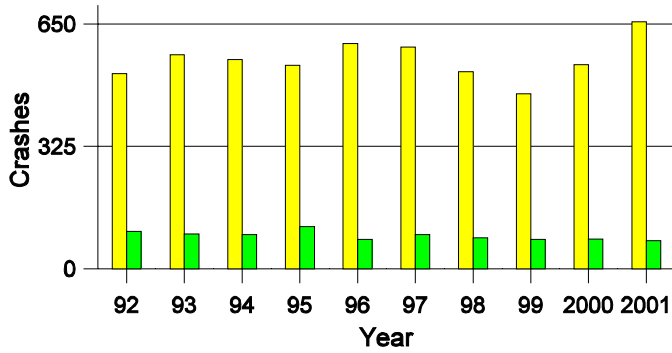
## People in Crashes

Overall, males were 65 percent of drivers in crashes, although they account for only 50 percent of licensed drivers in Rio Arriba County. There were more pedestrians involved in crashes than last year. In 2001, two 'teenagers' and no young adults were killed in crashes in Rio Arriba County. Statewide 19 percent of alcohol-involved drivers were under 21; in Rio Arriba County 22 percent were under 21.

**Note:** The 1999 crash file contains 15% fewer crashes than the 1998 file. This may be due to problems implementing the new system after the old system failed, or to under reporting. Care should be used in interpreting differences between 1999 and other years in this report.

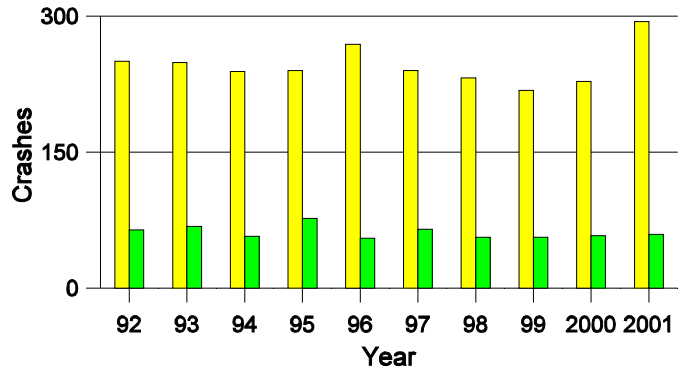
- Crashes in cities with a population greater than 4,000 are not included in this report.
- Location of arrest/conviction was determined by police agency/court location, not driver residence.
- Crashes and drivers were counted by the city of occurrence/residence.
- Population was counted according to the Census definition, using 2000 estimates.
- Young adults are people between the ages of 20 and 24.
- 'Teenagers' are people between the ages of 15 and 19.
- Tables only include variable values for which there are data.

### Crashes in Rio Arriba County by Alcohol Involvement



■ All Crashes  
■ Alcohol-involved Crashes

### Fatal and Injury Crashes in Rio Arriba County by Alcohol Involvement



■ All Fatal and Injury Crashes  
■ Alcohol-involved Fatal and Injury Crashes

### Passenger Vehicle Seatbelt Usage and Injuries in Rio Arriba County, 1999-2001

Injury Level	2001		2000		1999	
	Total	No Belt	Total	No Belt	Total	No Belt
Killed	12	10	9	6	14	10
Incapacitating injury	59	16	41	6	58	23
Visible injury	98	17	110	30	98	30
Complaint of injury	215	12	135	9	142	17
Unhurt	868	25	770	40	644	31
<b>Total</b>	<b>1,252</b>	<b>80</b>	<b>1,065</b>	<b>91</b>	<b>956</b>	<b>111</b>

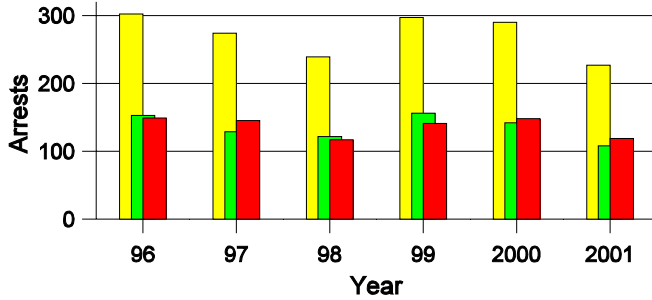
### Lifetime DWI Convictions for Drivers Convicted of DWI Violations in Rio Arriba County, 2001

Convictions	Since 1997	Since 1971
1st	97	58
2nd	31	39
3rd	8	19
4th	1	15
5th	1	4
6th	0	2
7th	0	0
8th	0	1
9th	0	0
10 or more	0	0
<b>Total</b>	<b>138</b>	<b>138</b>

Convictions are counts of people convicted of DWI by 7/2002 for violations in 2001 in Rio Arriba County. Convictions are not comparable to arrests.

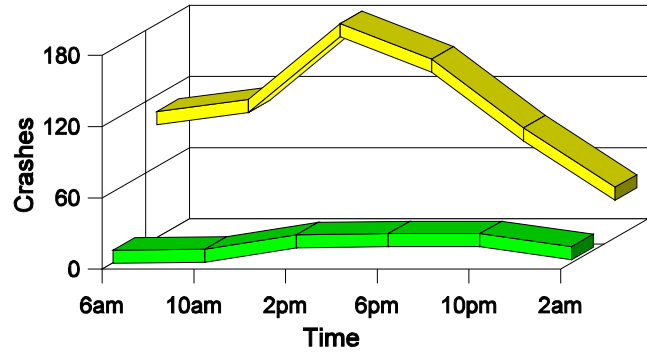
### DWI Arrests in Rio Arriba County

Showing First Arrests and Repeat Offenders



### Crashes in Rio Arriba County

by Hour and Alcohol Involvement



### Crashes in Rio Arriba County by Class, 2001

Class	Crashes					People	
	Total	% of Total	Fatal	% of Fatal	Injury	Killed	Injured
Other vehicle	257	39	6	43	118	6	222
Pedestrian	3	0	1	7	1	1	1
Fixed object	130	20	0	0	56	0	67
Veh. on other roadway	1	0	0	0	0	0	0
Parked vehicle	23	4	0	0	4	0	6
Overturn	106	16	7	50	70	7	98
Other non-collision	22	3	0	0	9	0	11
Animal	104	16	0	0	21	0	23
Other object	10	2	0	0	1	0	2
<b>Total</b>	<b>656</b>	<b>100</b>	<b>14</b>	<b>100</b>	<b>280</b>	<b>14</b>	<b>430</b>

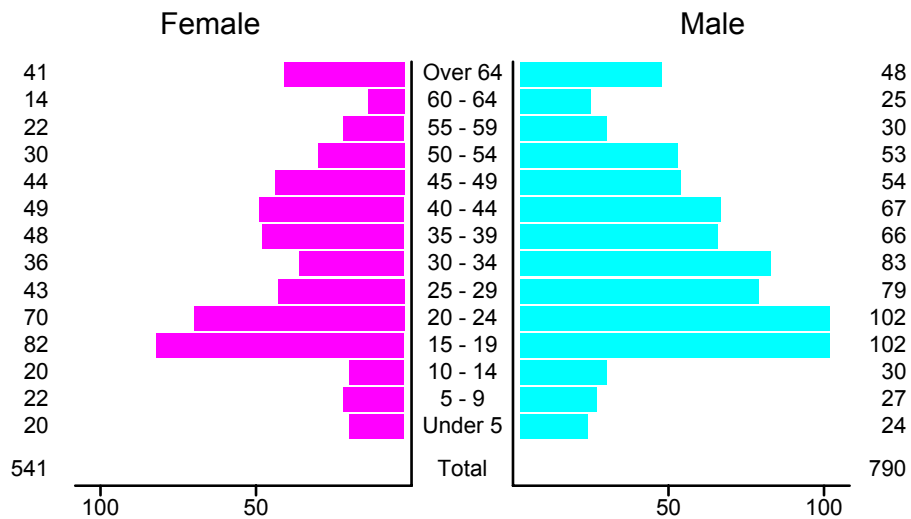
### Crashes in Rio Arriba County by Vehicle Type, 2001

Vehicle Type	Vehicles					People	
	Total	% of Total	Fatal	% of Fatal	Injury	Killed	Injured
Passenger car	426	44	9	43	198	6	224
Pickup	312	32	7	33	130	5	112
Semi	46	5	1	5	19	0	13
Bus	2	0	0	0	0	0	0
Motorcycle	24	2	1	5	16	1	19
Pedestrian	4	0	1	5	1	1	1
Van/4 WD	113	12	2	10	46	1	57
Other	8	1	0	0	5	0	3
Unknown	36	4	0	0	8	0	1
<b>Total</b>	<b>971</b>	<b>100</b>	<b>21</b>	<b>100</b>	<b>423</b>	<b>14</b>	<b>430</b>

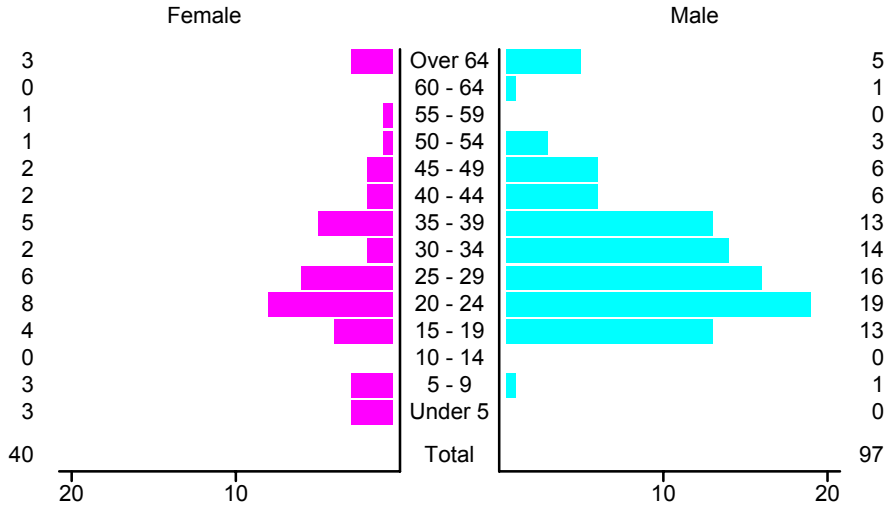
### Crashes in Rio Arriba County by Top Contributing Factor, 2001

Contributing Factor	Crashes					People	
	Total	% of Total	Fatal	% of Fatal	Injury	Killed	Injured
Alcohol involvement	74	11	9	64	49	9	78
Passing a red light	8	1	1	7	1	1	2
Failing to yield	45	7	1	7	22	1	39
Excessive speed	133	20	2	14	73	2	106
Driving left of center	28	4	1	7	14	1	25
Following too close	44	7	0	0	22	0	43
Improper turning	10	2	0	0	3	0	6
Improper overtaking	13	2	0	0	3	0	6
Improper backing	15	2	0	0	1	0	1
Mechanical defect	17	3	0	0	7	0	9
Driver inattention	83	13	0	0	32	0	51
Improper driving	9	1	0	0	3	0	7
Other	177	27	0	0	50	0	57
<b>Total</b>	<b>656</b>	<b>100</b>	<b>14</b>	<b>100</b>	<b>280</b>	<b>14</b>	<b>430</b>

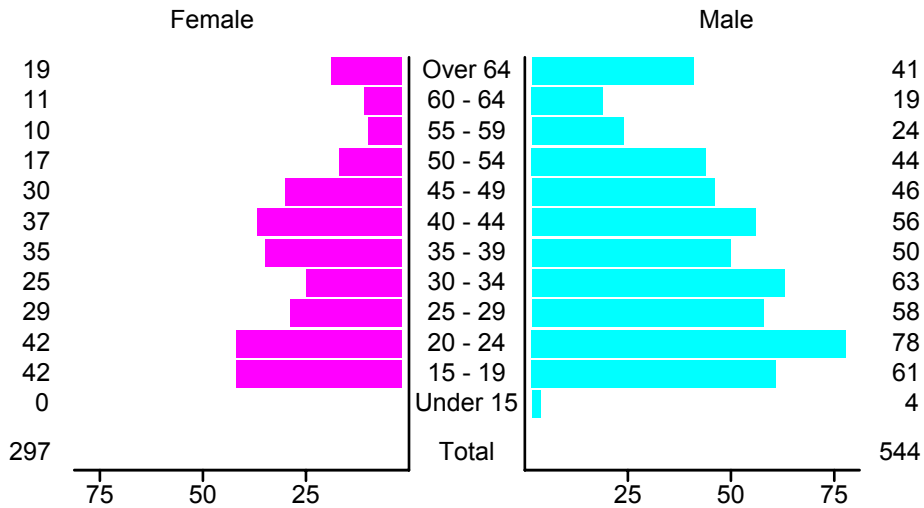
### People in Crashes by Age and Sex in Rio Arriba County, 2001



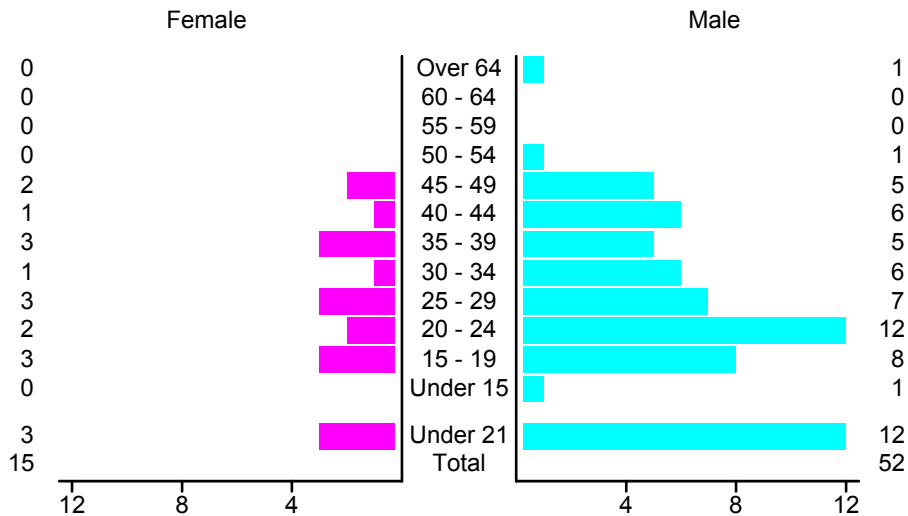
**People in Alcohol-Involved Crashes in Rio Arriba County, 2001  
by Age and Sex**



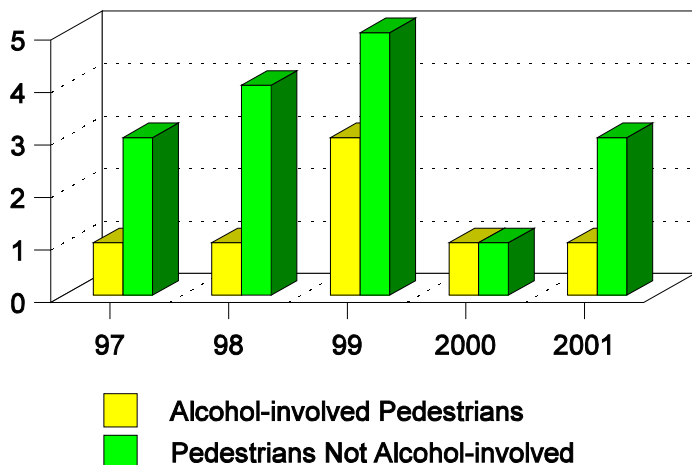
**Drivers in Crashes by Age and Sex in Rio Arriba County, 2001**



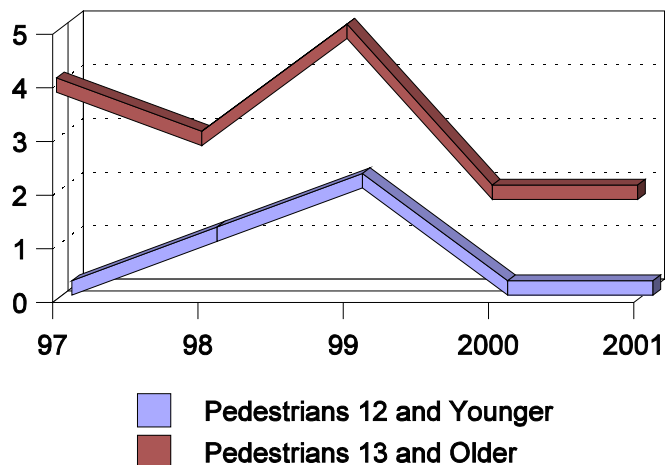
**Alcohol-Involved Drivers in Crashes in Rio Arriba County, 2001  
by Age and Sex**



**Pedestrian Crashes in Rio Arriba County  
by Pedestrian Alcohol-involvement, 1997-2001**



**Pedestrian Crashes in Rio Arriba County  
by Age Group, 1997-2001**



**'Teenagers' and Young Adults in Crashes in Rio Arriba County by Vehicle Type, 2001**

Vehicle	'Teenage' Drivers			Young Adult Drivers		
	Total	Fatal	Injury	Total	Fatal	Injury
Passenger car	68	1	42	61	1	27
Pickup	25	2	10	32	1	16
Semi	1	0	0	7	0	3
Motorcycle	2	0	1	3	0	2
Van/4 WD	6	0	4	17	0	3
Unknown	2	0	1	1	0	0
<b>Total</b>	<b>104</b>	<b>3</b>	<b>58</b>	<b>121</b>	<b>2</b>	<b>51</b>

**'Teenagers' and Young Adults in Crashes in Rio Arriba County, 1992-2001**

Year	'Teenagers'				Young Adults			
	All Crashes		Alcohol Crashes		All Crashes		Alcohol Crashes	
	Killed	Injured	Killed	Injured	Killed	Injured	Killed	Injured
2001	2	71	2	9	0	49	0	15
2000	3	56	2	9	1	44	1	12
1999	3	64	2	16	1	45	1	19
1998	3	74	3	22	1	52	1	18
1997	3	71	3	23	3	58	3	11
1996	1	61	1	12	3	78	1	18
1995	2	81	1	33	4	49	4	15
1994	4	55	3	10	3	48	3	15
1993	4	62	4	13	1	62	1	21
1992	1	73	1	7	2	67	2	22