

# Bernalillo Community Report, 2001

## Demographics

In 2001, there were 6,226 licensed drivers in Bernalillo. Of these, there were 3,160 females and 3,066 males. The population of Bernalillo was 6,610. The total number of crashes in 2001 was 161, yielding a crash rate of 24 per thousand people (Total number of crashes 161 divided by total population 6,610 times 1,000). The corresponding rate for the state was 27 per thousand people.

## General Crash Information

Since 1992 the number of crashes has shown no consistent pattern. Fatal and injury crashes have also shown no consistent pattern since 1992. Belt usage (as a percentage) has increased from last year, while belt usage in crashes involving visible and incapacitating injuries has also increased. There were no fatalities in the seven intersections with the most crashes in 2001. Of these intersections, four involve US 550.

## Alcohol-related Crash Information

Information about alcohol-involved crashes is included in all sections of this report. Of the 28 people convicted of DWI in Bernalillo, 54 percent were first-time DWI convictions (Number of first convictions 15 divided by the total number of people convicted 28 times 100). The corresponding percent for the state is 57.

## Crash Specifics

Crashes involving other vehicles were the most common class, accounting for 78 percent of all crashes. Passenger cars were the vehicle type most often involved in crashes, accounting for 49 percent of all vehicles in crashes. Pickups accounted for 25 percent of vehicles involved in crashes. Together these two vehicle types comprised 72 percent of the vehicles involved in injury crashes. The three most common top contributing factors were failing to yield, driver inattention, and following too close. There were no fatal crashes in 2001.

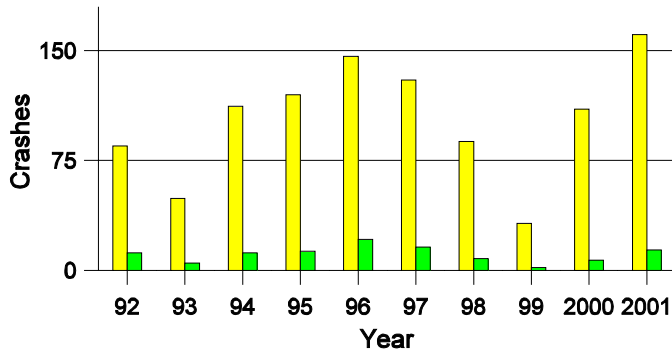
## People in Crashes

Overall, males were 58 percent of drivers in crashes, although they account for only 49 percent of licensed drivers in Bernalillo. There were eight pedestrians involved in crashes this year. Statewide 19 percent of alcohol-involved drivers were under 21; in Bernalillo 45 percent were under 21.

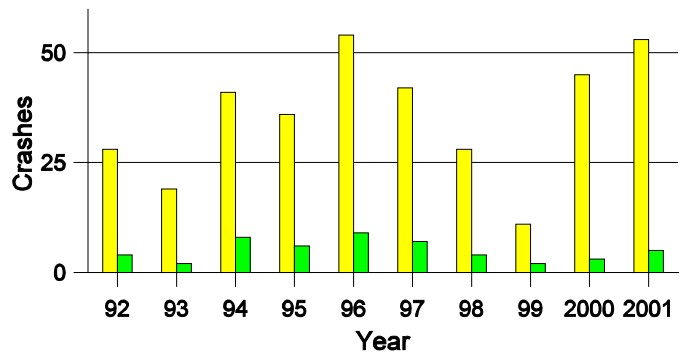
**Note:** The 1999 crash file contains 15% fewer crashes than the 1998 file. This may be due to problems implementing the new system after the old system failed, or to under reporting. Care should be used in interpreting differences between 1999 and other years in this report.

- Location of arrest/conviction was determined by police agency/court location, not driver residence.
- Crashes and drivers were counted by the city of occurrence/residence.
- Population was counted according to the Census definition. The most current city population data is from 2000.
- Young adults are people between the ages of 20 and 24.
- 'Teenagers' are people between the ages of 15 and 19.
- Tables only include variable values for which there are data.

### Crashes in Bernalillo by Alcohol Involvement



### Fatal and Injury Crashes in Bernalillo by Alcohol Involvement



### Passenger Vehicle Seatbelt Usage and Injuries in Bernalillo, 1999-2001

Injury Level	2001		2000		1999	
	Total	No Belt	Total	No Belt	Total	No Belt
Killed	0	0	1	0	1	0
Incapacitating injury	9	0	8	1	4	0
Visible injury	8	0	18	1	5	0
Complaint of injury	57	2	38	1	7	0
Unhurt	325	3	181	1	51	1
<b>Total</b>	<b>399</b>	<b>5</b>	<b>246</b>	<b>4</b>	<b>68</b>	<b>1</b>

### The Seven Intersections in Bernalillo with the Most Crashes, 2001

Intersection	Crashes			People	
	Total	Fatal	Injury	Killed	Injured
Camino Del Pueblo NM 31 @ NM 44	6	0	2	0	7
Camino Del Pueblo NM 31 @ US 550	14	0	2	0	2
I 25 North-bd Fw @ NM 44	4	0	0	0	0
I 25 South-bd Fw @ NM 44	5	0	1	0	5
I 25 South-bd Fw @ US 550	4	0	2	0	4
Jemez Dam Rd @ US 550	9	0	4	0	11
NM 313 @ US 550	4	0	2	0	2

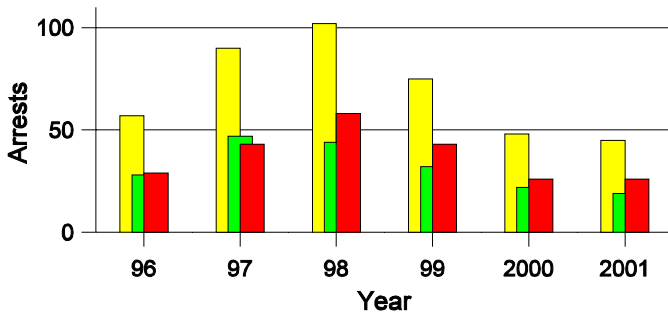
**Lifetime DWI Convictions for Drivers  
Convicted of DWI Violations in Bernalillo, 2001**

Convictions	Since 1997	Since 1971
1st	23	15
2nd	3	6
3rd	1	5
4th	1	1
5th	0	1
6th	0	0
7th	0	0
8th	0	0
9th	0	0
10 or more	0	0
<b>Total</b>	<b>28</b>	<b>28</b>

Convictions are counts of people convicted of DWI by 7/2002 for violations in 2001 in Bernalillo.  
Convictions are not comparable to arrests.

**DWI Arrests in Bernalillo**

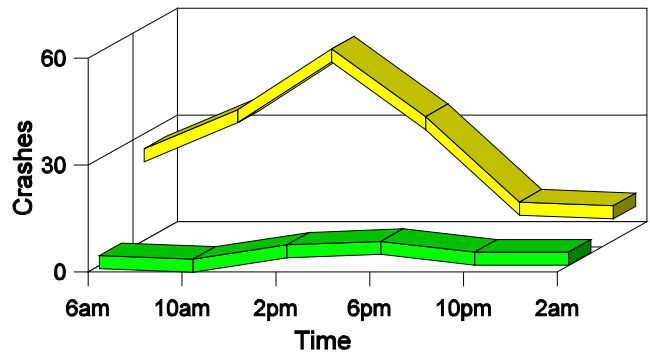
Showing First Arrests and Repeat Offenders



■ Total DWI Arrests  
■ First DWI Arrests  
■ Repeat DWI Arrests

**Crashes in Bernalillo**

by Hour and Alcohol Involvement



■ All Crashes  
■ Alcohol-involved Crashes

**Crashes in Bernalillo by Class, 2001**

Class	Crashes					People	
	Total	% of Total	Fatal	% of Fatal	Injury	Killed	Injured
Other vehicle	126	78	0	0	41	0	74
Pedestrian	5	3	0	0	4	0	6
Fixed object	13	8	0	0	1	0	1
Parked vehicle	7	4	0	0	1	0	2
Overturn	3	2	0	0	2	0	4
Other non-collision	1	1	0	0	1	0	1
Pedalcyclist	2	1	0	0	2	0	2
Animal	3	2	0	0	0	0	0
Other object	1	1	0	0	1	0	1
<b>Total</b>	<b>161</b>	<b>100</b>	<b>0</b>	<b>0</b>	<b>53</b>	<b>0</b>	<b>91</b>

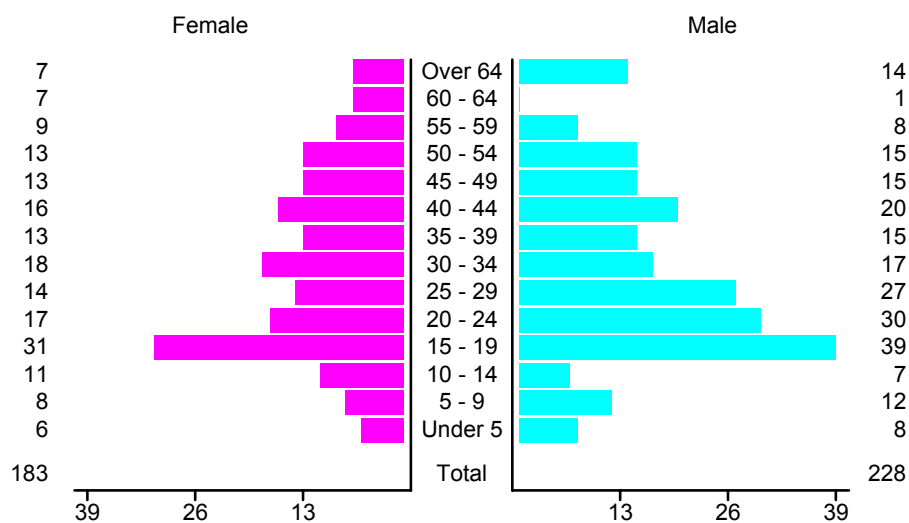
### Crashes in Bernalillo by Vehicle Type, 2001

Vehicle Type	Vehicles					People	
	Total	% of Total	Fatal	% of Fatal	Injury	Killed	Injured
Passenger car	157	49	0	0	61	0	53
Pickup	79	25	0	0	20	0	10
Semi	14	4	0	0	2	0	0
Bus	3	1	0	0	0	0	0
Motorcycle	3	1	0	0	3	0	3
Pedalcyclist	2	1	0	0	2	0	2
Pedestrian	8	3	0	0	6	0	6
Van/4 WD	37	12	0	0	15	0	16
Other	2	1	0	0	0	0	0
Unknown	14	4	0	0	3	0	1
<b>Total</b>	<b>319</b>	<b>100</b>	<b>0</b>	<b>0</b>	<b>112</b>	<b>0</b>	<b>91</b>

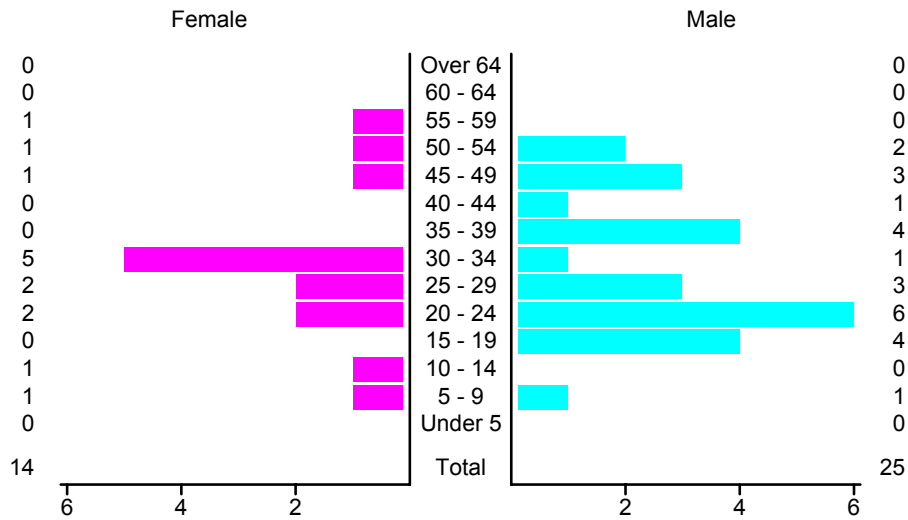
### Crashes in Bernalillo by Top Contributing Factor, 2001

Contributing Factor	Crashes					People	
	Total	% of Total	Fatal	% of Fatal	Injury	Killed	Injured
Alcohol involvement	14	9	0	0	5	0	9
Passing a red light	10	6	0	0	3	0	4
Failing to yield	32	20	0	0	13	0	20
Excessive speed	14	9	0	0	5	0	7
Driving left of center	3	2	0	0	1	0	4
Following too close	28	17	0	0	15	0	31
Improper turning	6	4	0	0	0	0	0
Improper backing	8	5	0	0	2	0	2
Mechanical defect	2	1	0	0	1	0	3
Driver inattention	31	19	0	0	4	0	6
Other	13	8	0	0	4	0	5
<b>Total</b>	<b>161</b>	<b>100</b>	<b>0</b>	<b>0</b>	<b>53</b>	<b>0</b>	<b>91</b>

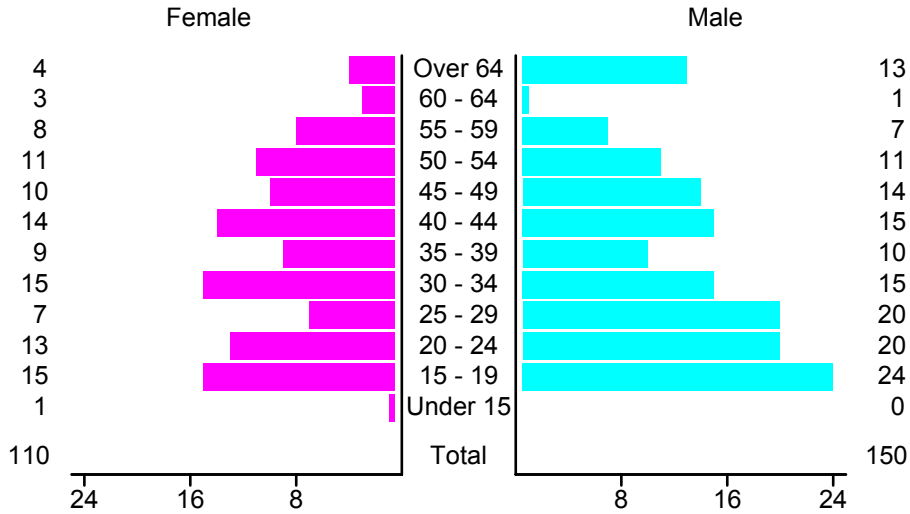
### People in Crashes by Age and Sex in Bernalillo, 2001



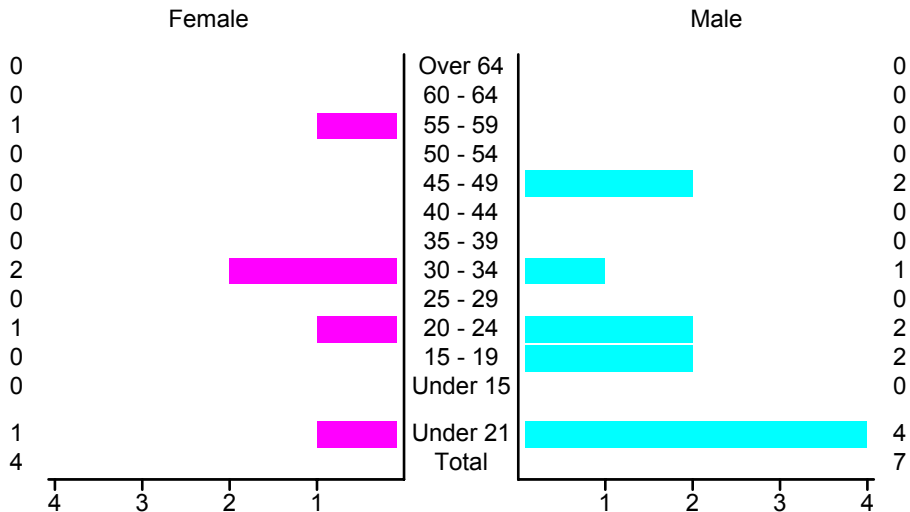
### People in Alcohol-Involved Crashes in Bernalillo, 2001 by Age and Sex



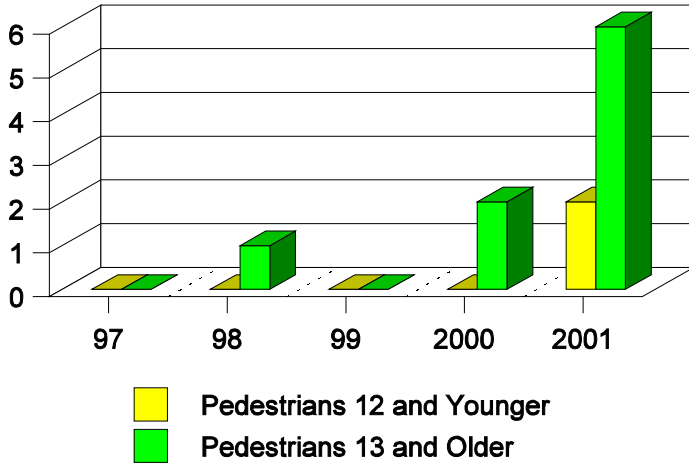
### Drivers in Crashes by Age and Sex in Bernalillo, 2001



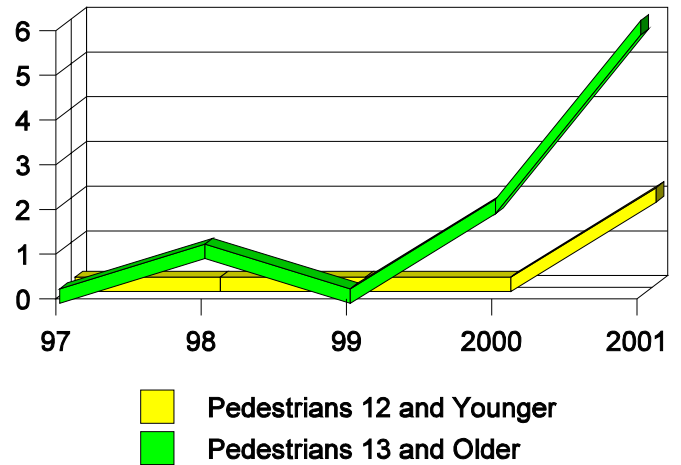
### Alcohol-Involved Drivers in Crashes in Bernalillo, 2001 by Age and Sex



**Pedestrian in Crashes in Bernalillo**  
by Pedestrian Alcohol-involvement, 1997-2001



**Pedestrian in Crashes in Bernalillo**  
by Age Group, 1997-2001



**'Teenagers' and Young Adults in Crashes in Bernalillo by Vehicle Type, 2001**

Vehicle	'Teenage' Drivers			Young Adult Drivers		
	Total	Fatal	Injury	Total	Fatal	Injury
Passenger car	32	0	14	22	0	8
Pickup	5	0	2	10	0	1
Semi	0	0	0	1	0	1
Pedestrian	1	0	0	2	0	2
Van/4 WD	2	0	1	0	0	0
<b>Total</b>	<b>40</b>	<b>0</b>	<b>17</b>	<b>35</b>	<b>0</b>	<b>12</b>

**'Teenagers' and Young Adults Killed and Injured in Crashes by Year in Bernalillo, 1992-2001**

Year	'Teenagers'				Young Adults			
	All Crashes		Alcohol Crashes		All Crashes		Alcohol Crashes	
	Killed	Injured	Killed	Injured	Killed	Injured	Killed	Injured
2001	0	22	0	1	0	5	0	0
2000	1	15	0	1	0	9	0	0
1999	0	1	0	1	1	1	0	0
1998	0	6	0	1	0	7	0	1
1997	0	12	0	0	0	4	0	2
1996	0	17	0	2	0	14	0	4
1995	0	13	0	1	0	8	0	1
1994	0	6	0	0	0	9	0	3
1993	0	11	0	2	0	3	0	0
1992	0	8	0	1	0	2	0	0