

Santa Fe County Report, 2001

Demographics

In 2001, there were 15,348 licensed drivers in Santa Fe County. Of these, there were 7,613 females and 7,735 males. The population in Santa Fe County was 67,089 as of 2000 (the most recent year for which complete data are available). The total number of crashes in 2001 was 996, yielding a crash rate of 15 per thousand people (The total number of crashes 996 divided by the population 67,089 multiplied by 1,000). The corresponding rate for the state was 27 per thousand people.

General Crash Information

Both the number of total crashes and the number of fatal and injury crashes show no consistent pattern since 1992. Overall belt usage (as a percentage) declined from last year, while belt usage in crashes involving incapacitating injuries improved.

Alcohol-related Crash Information

Information about alcohol-involved crashes is included in all sections of this report. Of the 346 people convicted of DWI in Santa Fe County in 2001, 62 percent were first-time DWI convictions (Number of first convictions 213 divided by the total number of people convicted 346 multiplied by 100). The corresponding percentage for the state was 57.

Crash Specifics

Crashes involving other vehicles were the most common class, accounting for 45 percent of all crashes. Crashes involving other vehicles and overturns were the most common class resulting in fatalities. Passenger cars were the vehicle type most often involved in crashes, accounting for 45 percent of all vehicles in crashes. Pickups accounted for 27 percent of vehicles involved in crashes. Together these two vehicle types comprised 72 percent of the vehicles involved in injury crashes. The two most common top contributing factors were excessive speed and driver inattention. There were 15 fatal crashes in 2001. The most common top contributing factor in fatal crashes was alcohol involvement.

People in Crashes

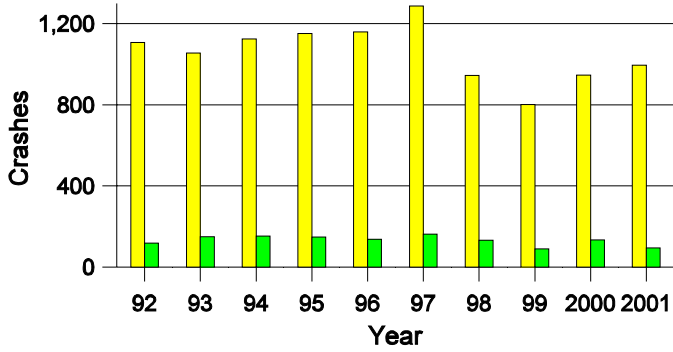
Overall, males were 62 percent of drivers in crashes, although they account for only 50 percent of licensed drivers in Santa Fe County. There were two pedestrians in crashes. In 2001, one 'teenager' and no young adults were killed in crashes in Santa Fe County. Statewide 19 percent of alcohol-involved drivers were under 21; in Santa Fe County 13 percent were under 21.

Note: The 1999 crash file contains 15% fewer crashes than the 1998 file. This may be due to problems implementing the new system after the old system failed, or to under reporting. Care should be used in interpreting differences between 1999 and other years in this report.

- Crashes in cities with a population greater than 4,000 are not included in this report.
- Location of arrest/conviction was determined by police agency/court location, not driver residence.
- Crashes and drivers were counted by the county of occurrence/residence.
- Population was counted according to the Census definition, using 2000 estimates.
- Young adults are people between the ages of 20 and 24.
'Teenagers' are people between the ages of 15 and 19.
- Tables only include variable values for which there are data.

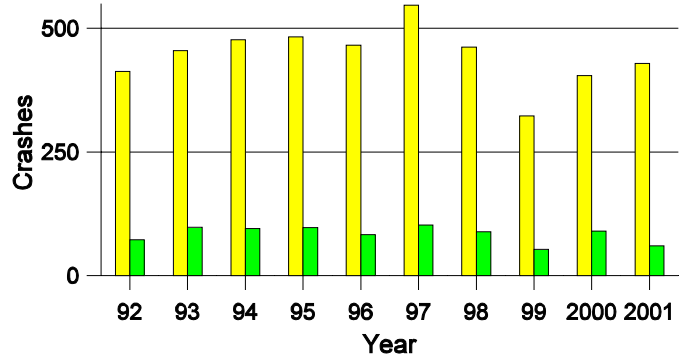
Crashes in Santa Fe County

by Alcohol Involvement



Fatal and Injury Crashes in Santa Fe County

by Alcohol Involvement



Passenger Vehicle Seatbelt Usage and Injuries in Santa Fe County, 1999-2001

| Injury Level | 2001 | | 2000 | | 1999 | |
|-----------------------|--------------|-----------|--------------|-----------|--------------|-----------|
| | Total | No Belt | Total | No Belt | Total | No Belt |
| Killed | 12 | 5 | 8 | 6 | 17 | 15 |
| Incapacitating injury | 110 | 15 | 111 | 25 | 101 | 16 |
| Visible injury | 156 | 25 | 147 | 21 | 148 | 17 |
| Complaint of injury | 327 | 15 | 303 | 11 | 212 | 5 |
| Unhurt | 1,401 | 35 | 1,429 | 28 | 1,264 | 25 |
| Total | 2,006 | 95 | 1,998 | 91 | 1,742 | 78 |

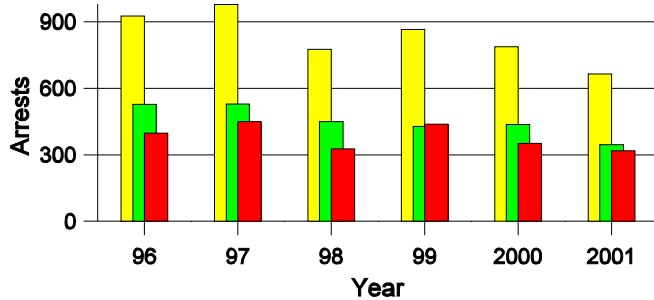
Lifetime DWI Convictions for Drivers Convicted of DWI Violations in Santa Fe County, 2001

| Convictions | Since 1997 | Since 1971 |
|--------------|------------|------------|
| 1st | 270 | 213 |
| 2nd | 59 | 74 |
| 3rd | 15 | 29 |
| 4th | 2 | 24 |
| 5th | 0 | 4 |
| 6th | 0 | 0 |
| 7th | 0 | 1 |
| 8th | 0 | 1 |
| 9th | 0 | 0 |
| 10 or more | 0 | 0 |
| Total | 346 | 346 |

Convictions are counts of people convicted of DWI by 7/2002 for violations in 2001 in Santa Fe County. Convictions are not comparable to arrests.

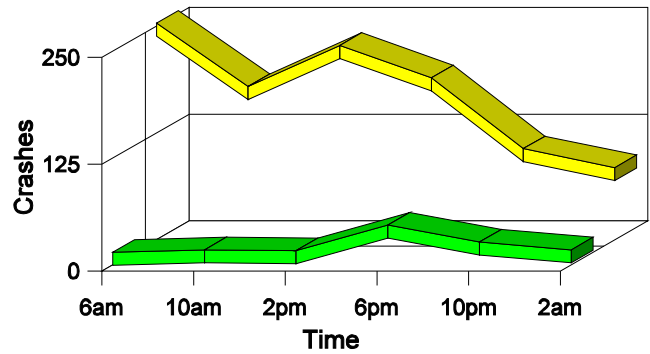
DWI Arrests in Santa Fe County

Showing First Arrests and Repeat Offenders



Crashes in Santa Fe County

by Hour and Alcohol Involvement



Crashes in Santa Fe County by Class, 2001

| Class | Crashes | | | | | People | |
|-----------------------|------------|------------|-----------|------------|------------|-----------|------------|
| | Total | % of Total | Fatal | % of Fatal | Injury | Killed | Injured |
| Other vehicle | 444 | 45 | 7 | 47 | 193 | 8 | 349 |
| Pedestrian | 2 | 0 | 0 | 0 | 2 | 0 | 2 |
| Fixed object | 227 | 23 | 2 | 13 | 73 | 2 | 95 |
| Veh. on other roadway | 4 | 0 | 1 | 7 | 2 | 1 | 5 |
| Parked vehicle | 24 | 2 | 1 | 7 | 5 | 1 | 8 |
| Overturn | 211 | 21 | 3 | 20 | 118 | 4 | 160 |
| Other non-collision | 39 | 4 | 1 | 7 | 13 | 1 | 15 |
| Animal | 34 | 3 | 0 | 0 | 8 | 0 | 10 |
| Other object | 11 | 1 | 0 | 0 | 0 | 0 | 0 |
| Total | 996 | 100 | 15 | 100 | 414 | 17 | 644 |

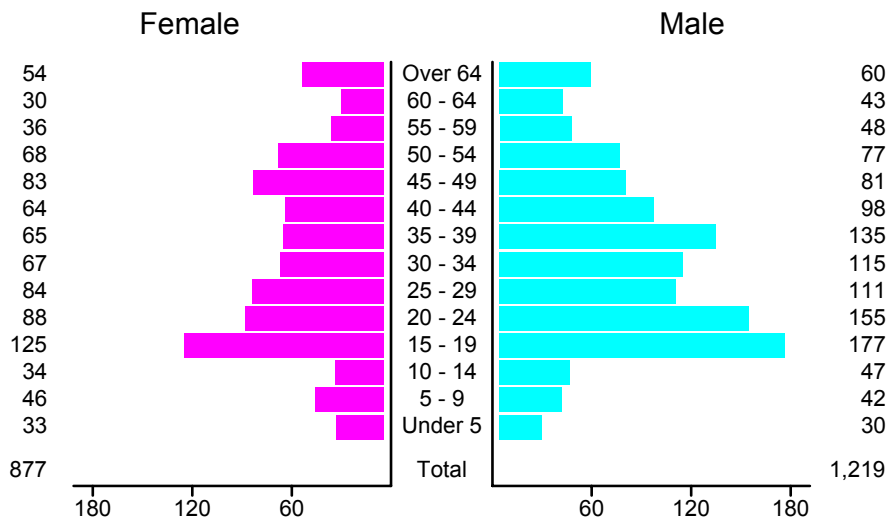
Crashes in Santa Fe County by Vehicle Type, 2001

| Vehicle Type | Vehicles | | | | | People | |
|---------------|--------------|------------|-----------|------------|------------|-----------|------------|
| | Total | % of Total | Fatal | % of Fatal | Injury | Killed | Injured |
| Passenger car | 683 | 45 | 11 | 46 | 316 | 6 | 349 |
| Pickup | 404 | 27 | 8 | 33 | 149 | 7 | 125 |
| Semi | 54 | 4 | 1 | 4 | 19 | 0 | 6 |
| Bus | 4 | 0 | 0 | 0 | 1 | 0 | 0 |
| Motorcycle | 28 | 2 | 3 | 13 | 22 | 3 | 26 |
| Pedestrian | 2 | 0 | 0 | 0 | 2 | 0 | 2 |
| Van/4 WD | 292 | 19 | 1 | 4 | 115 | 1 | 133 |
| Other | 14 | 1 | 0 | 0 | 6 | 0 | 2 |
| Unknown | 36 | 2 | 0 | 0 | 12 | 0 | 1 |
| Total | 1,517 | 100 | 24 | 100 | 642 | 17 | 644 |

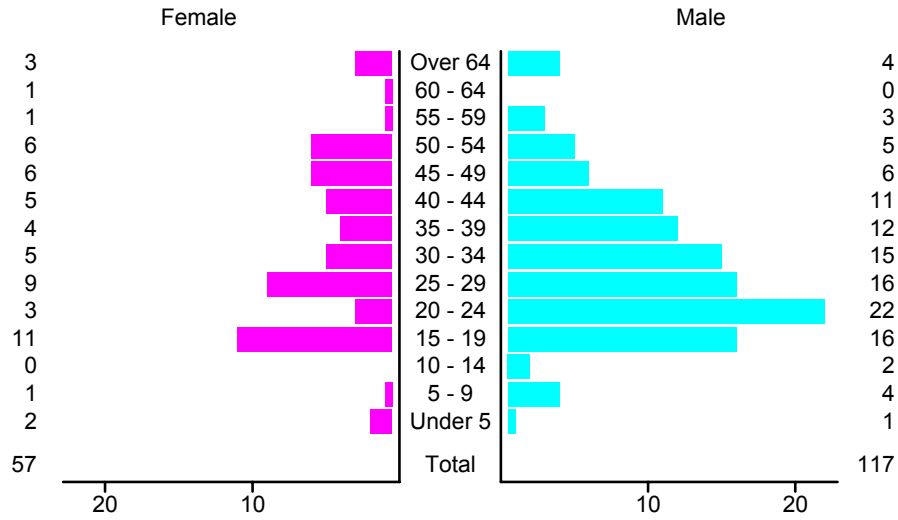
Crashes in Santa Fe County by Top Contributing Factor, 2001

| Contributing Factor | Crashes | | | | People | | |
|------------------------|------------|------------|-----------|------------|------------|-----------|------------|
| | Total | % of Total | Fatal | % of Fatal | Injury | Killed | Injured |
| Alcohol involvement | 94 | 9 | 6 | 40 | 54 | 7 | 85 |
| Passing a red light | 28 | 3 | 2 | 13 | 16 | 3 | 30 |
| Failing to yield | 73 | 7 | 2 | 13 | 37 | 2 | 84 |
| Excessive speed | 218 | 22 | 2 | 13 | 90 | 2 | 128 |
| Driving left of center | 36 | 4 | 1 | 7 | 15 | 1 | 23 |
| Following too close | 94 | 9 | 1 | 7 | 44 | 1 | 72 |
| Improper turning | 19 | 2 | 0 | 0 | 10 | 0 | 17 |
| Improper overtaking | 14 | 1 | 0 | 0 | 3 | 0 | 6 |
| Improper backing | 12 | 1 | 0 | 0 | 1 | 0 | 1 |
| Mechanical defect | 38 | 4 | 0 | 0 | 11 | 0 | 16 |
| Driver inattention | 151 | 15 | 0 | 0 | 65 | 0 | 98 |
| Improper driving | 33 | 3 | 0 | 0 | 13 | 0 | 15 |
| Other | 186 | 19 | 1 | 7 | 55 | 1 | 69 |
| Total | 996 | 100 | 15 | 100 | 414 | 17 | 644 |

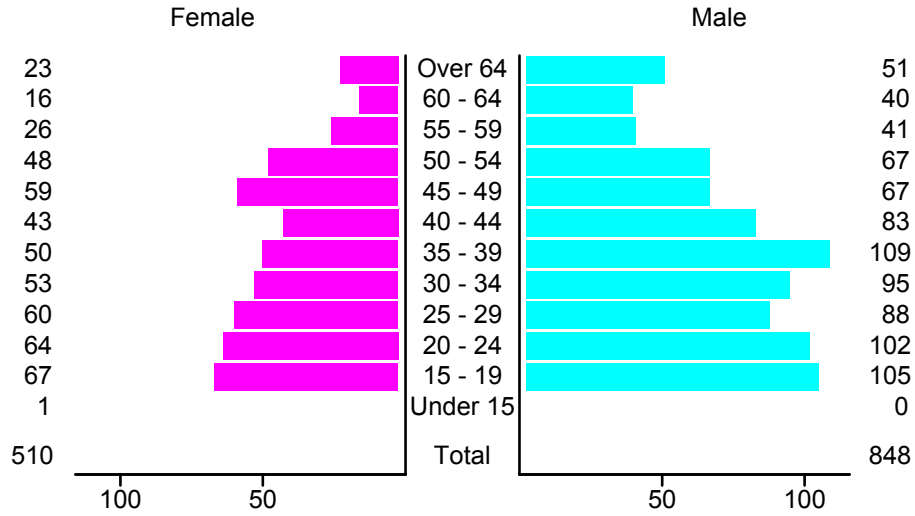
People in Crashes by Age and Sex in Santa Fe County, 2001



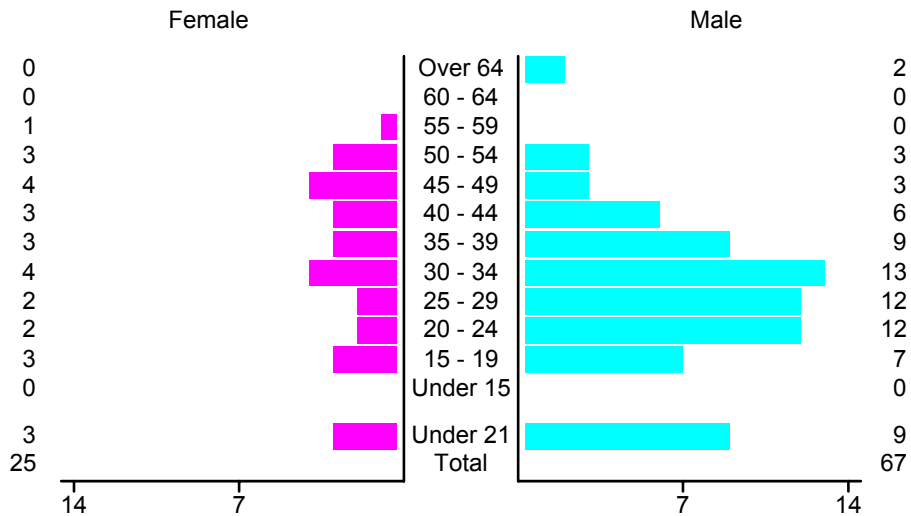
**People in Alcohol-Involved Crashes in Santa Fe County, 2001
by Age and Sex**



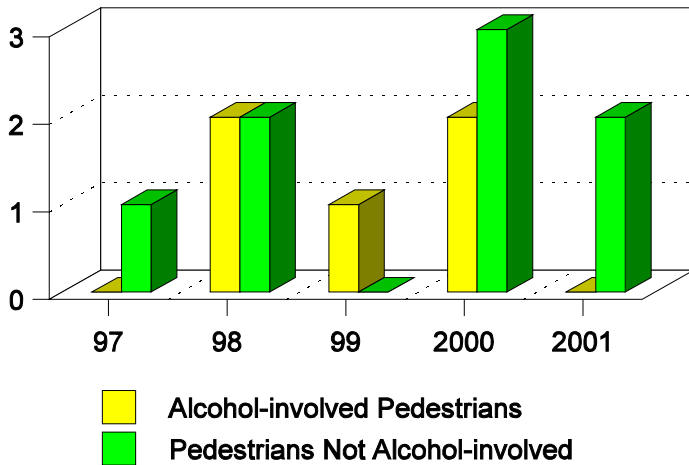
Drivers in Crashes by Age and Sex in Santa Fe County, 2001



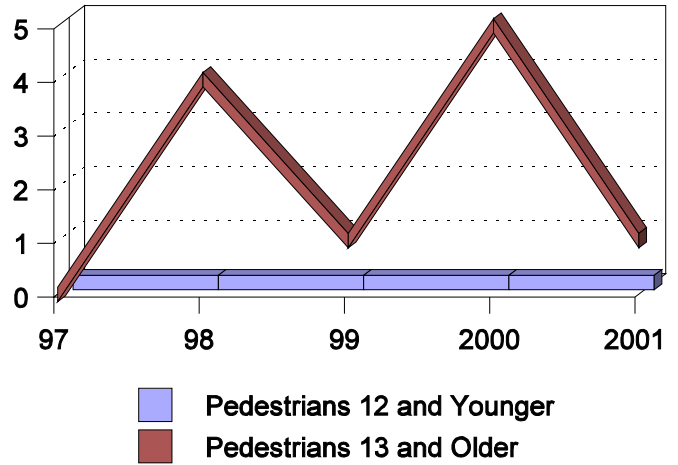
**Alcohol-Involved Drivers in Crashes in Santa Fe County, 2001
by Age and Sex**



**Pedestrian Crashes in Santa Fe County
by Pedestrian Alcohol-involvement, 1997-2001**



**Pedestrian Crashes in Santa Fe County
by Age Group, 1997-2001**



'Teenagers' and Young Adults in Crashes in Santa Fe County by Vehicle Type, 2001

| Vehicle | 'Teenage' Drivers | | | Young Adult Drivers | | |
|---------------|-------------------|----------|-----------|---------------------|----------|-----------|
| | Total | Fatal | Injury | Total | Fatal | Injury |
| Passenger car | 100 | 1 | 43 | 97 | 0 | 48 |
| Pickup | 33 | 0 | 12 | 45 | 0 | 20 |
| Semi | 1 | 0 | 0 | 2 | 0 | 0 |
| Motorcycle | 3 | 0 | 2 | 2 | 0 | 2 |
| Pedestrian | 1 | 0 | 1 | 0 | 0 | 0 |
| Van/4 WD | 33 | 0 | 15 | 20 | 0 | 12 |
| Unknown | 2 | 0 | 2 | 0 | 0 | 0 |
| Total | 173 | 1 | 75 | 166 | 0 | 82 |

'Teenagers' and Young Adults in Crashes in Santa Fe County, 1992-2001

| Year | 'Teenagers' | | | | Young Adults | | | |
|------|-------------|---------|-----------------|---------|--------------|---------|-----------------|---------|
| | All Crashes | | Alcohol Crashes | | All Crashes | | Alcohol Crashes | |
| | Killed | Injured | Killed | Injured | Killed | Injured | Killed | Injured |
| 2001 | 1 | 89 | 1 | 11 | 0 | 85 | 0 | 24 |
| 2000 | 1 | 85 | 0 | 12 | 6 | 69 | 4 | 11 |
| 1999 | 5 | 79 | 1 | 7 | 2 | 57 | 0 | 20 |
| 1998 | 1 | 111 | 0 | 29 | 2 | 84 | 1 | 20 |
| 1997 | 1 | 147 | 1 | 35 | 1 | 104 | 0 | 24 |
| 1996 | 6 | 128 | 1 | 22 | 1 | 90 | 0 | 23 |
| 1995 | 2 | 112 | 1 | 8 | 0 | 95 | 0 | 25 |
| 1994 | 1 | 127 | 0 | 14 | 1 | 103 | 0 | 24 |
| 1993 | 0 | 116 | 0 | 23 | 2 | 105 | 0 | 15 |
| 1992 | 0 | 91 | 0 | 12 | 1 | 78 | 1 | 20 |