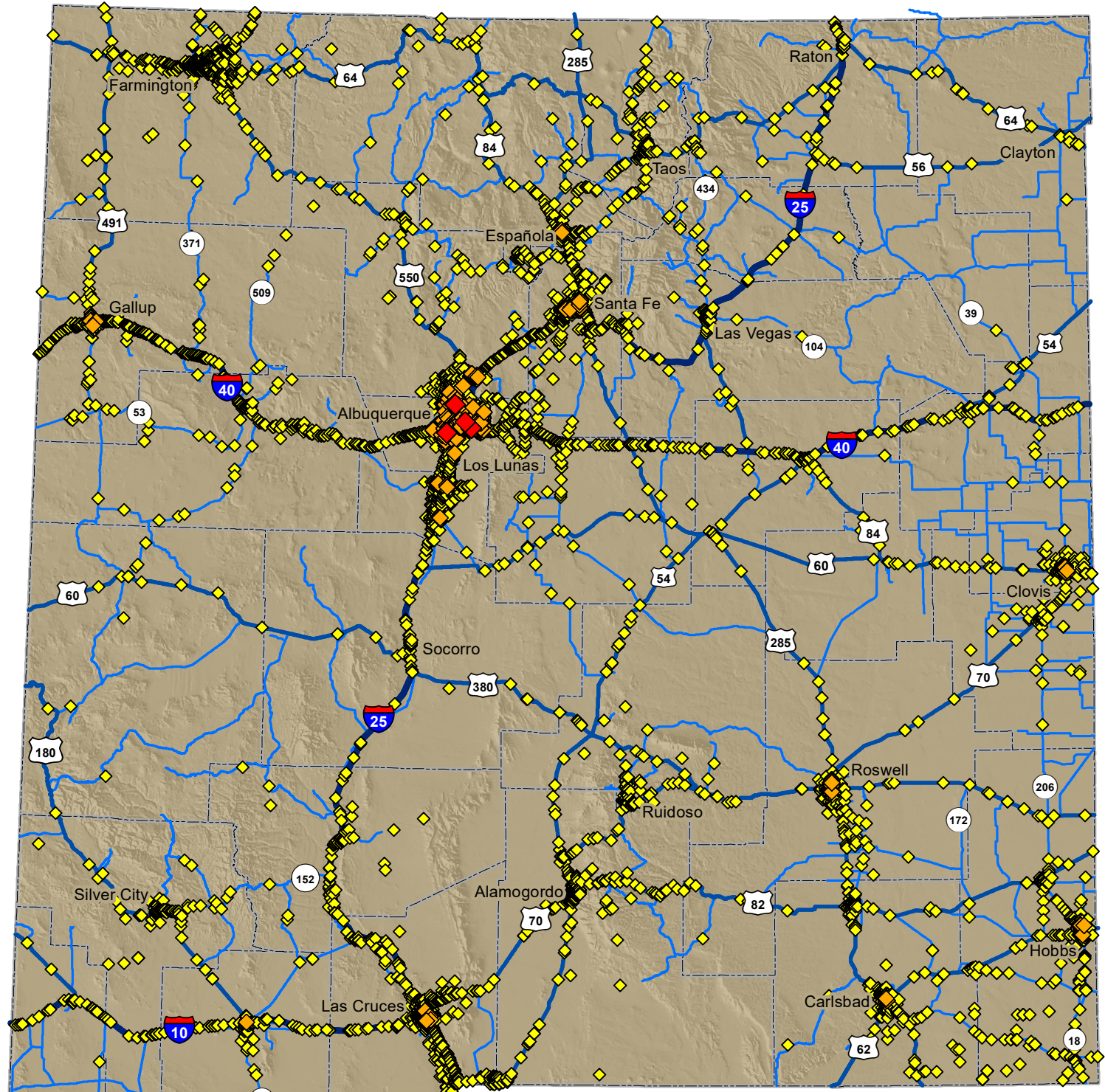










Fatal and Injury Crashes in New Mexico, 2021



<ul style="list-style-type: none">  Interstate Highways  U.S. Highways  State Highways 	<p>Legend</p> <ul style="list-style-type: none">  County Boundaries <p>0 25 50 Miles</p>	<p>Fatal and Injury Crashes, 2021</p> <ul style="list-style-type: none">  1 - 5 Crashes  6 - 20 Crashes  21 - 31 Crashes 	<p>N</p> 
--	---	---	--



Prepared for the New Mexico Department of Transportation, Traffic Safety Division, Traffic Records Bureau. Under Contract CO6380 by the University of New Mexico, Geospatial and Population Studies, Traffic Research Unit (TRU) tru.unm.edu December 2022 tru@unm.edu

