

DWI Trends in Santa Fe County

SANTA FE COUNTY
DWI PLANNING COUNCIL

DECEMBER 2025 QUARTERLY MEETING

Prepared by

The University of New Mexico,
Geospatial and Population Studies (UNM-GPS)

Jessica Bloom, Research Scientist III

December 15, 2025



Photo by www.fhwa.dot.gov/byways

Agenda

Resources for crash statistics

- § How and what crash data are collected
- § Where to obtain crash statistics on Santa Fe County

Crash statistics for DWI crashes in Santa Fe County

- § Historical and recent trends
- § Severity of crashes and injury counts
- § Demographics
- § New DWI crash data dashboard

Santa Fe County DWI Data from NM Taxation and Revenue

- § DWI arrests
- § DWI conviction rates

Crash Data Collection in New Mexico

NMDOT Crash Database

- Contains crashes reported to the state by law enforcement if the crash involves
 - at least one motor vehicle, and
 - a fatality, injury or >\$500 in damages, and
 - occurred on a public roadway.
- Contains over 45,000 crashes per year
- Alcohol involvement is not BAC-specific
- Drug involvement is likely under-reported by officers. DWI can be for alcohol OR drugs. It's easier for officers to prove impairment by alcohol.
- For crash-related fatalities, drug/alcohol toxicology data from the NM Office of the Medical Investigator.

UNM Geospatial and Population Studies (UNM-GPS)

- Contracted by NMDOT Traffic Safety Division
- Compiles crash reports into a standardized database
- Improves data quality: Geocode, clean, and standardize
- Provides crash database expertise and analyses to NMDOT
- Produces crash statistics; Fulfills approved data requests
- Maintains NMDOT's state crash database (1978-present)
- Provides analysis of DWI arrest and convictions

Public Availability of Crash Statistics

gps.unm.edu

Community Reports, 2024

- [Santa Fe County](#)
- [Santa Fe City](#)
- [Edgewood](#)
- [Pueblo of Pojoaque](#)
- [Tesuque](#) and [Tesuque Pueblo](#)

Statewide Crash Statistics

- [Traffic Crash Annual Report](#)
- [DWI Annual Report](#) (alcohol only)
- Both contain county crash rates

Current Crash Fatality Statistics, 2025

- Fatalities in alcohol-involved crashes in Santa Fe County

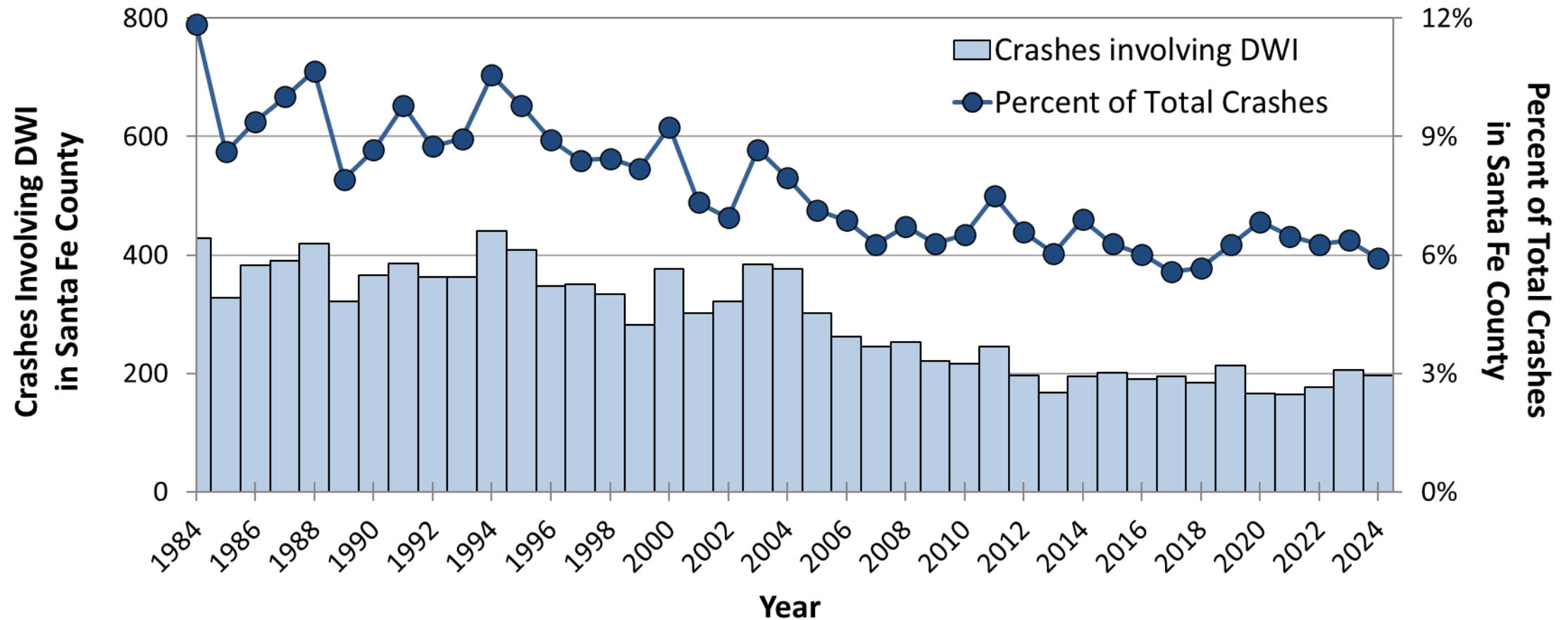
Request Datasets

- End users can request a dataset of all DWI crashes in Santa Fe County and/or a specific intersection
- Driver/vehicle and occupant-level datasets also available for DWI crashes
- [Crash data dictionaries](#)

Maps & Dashboards, 2023

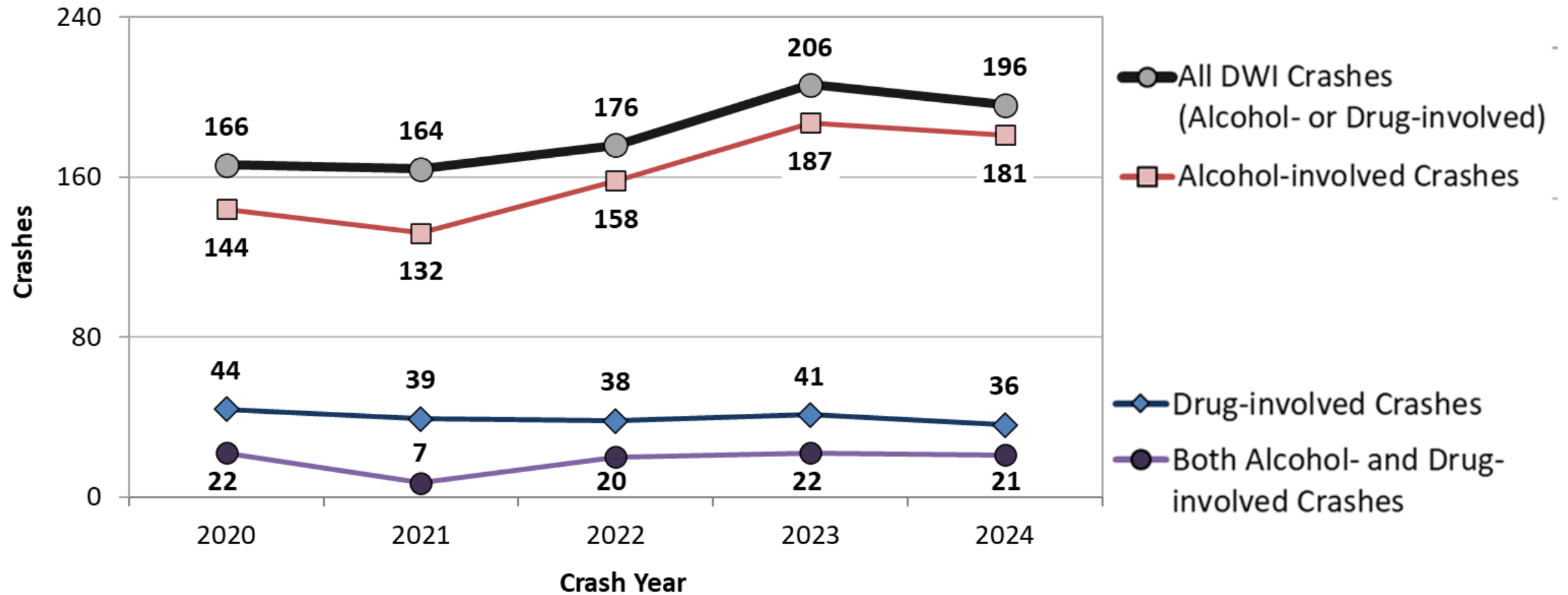
- [DWI Dashboard](#)
- [Pedestrian/Pedalcycle Crash Dashboards](#)
- [Print Map](#): Alcohol-involved Crashes in City of Santa Fe

Historical Data on DWI Crashes in Santa Fe County, NM



Source: NMDOT Crash Database, 1984 - 2024. DWI indicates alcohol- or drug-involved crashes. Over 90% are alcohol-only. Drug data collection began in 2005 and is likely underreported.

Crashes involving DWI in Santa Fe County



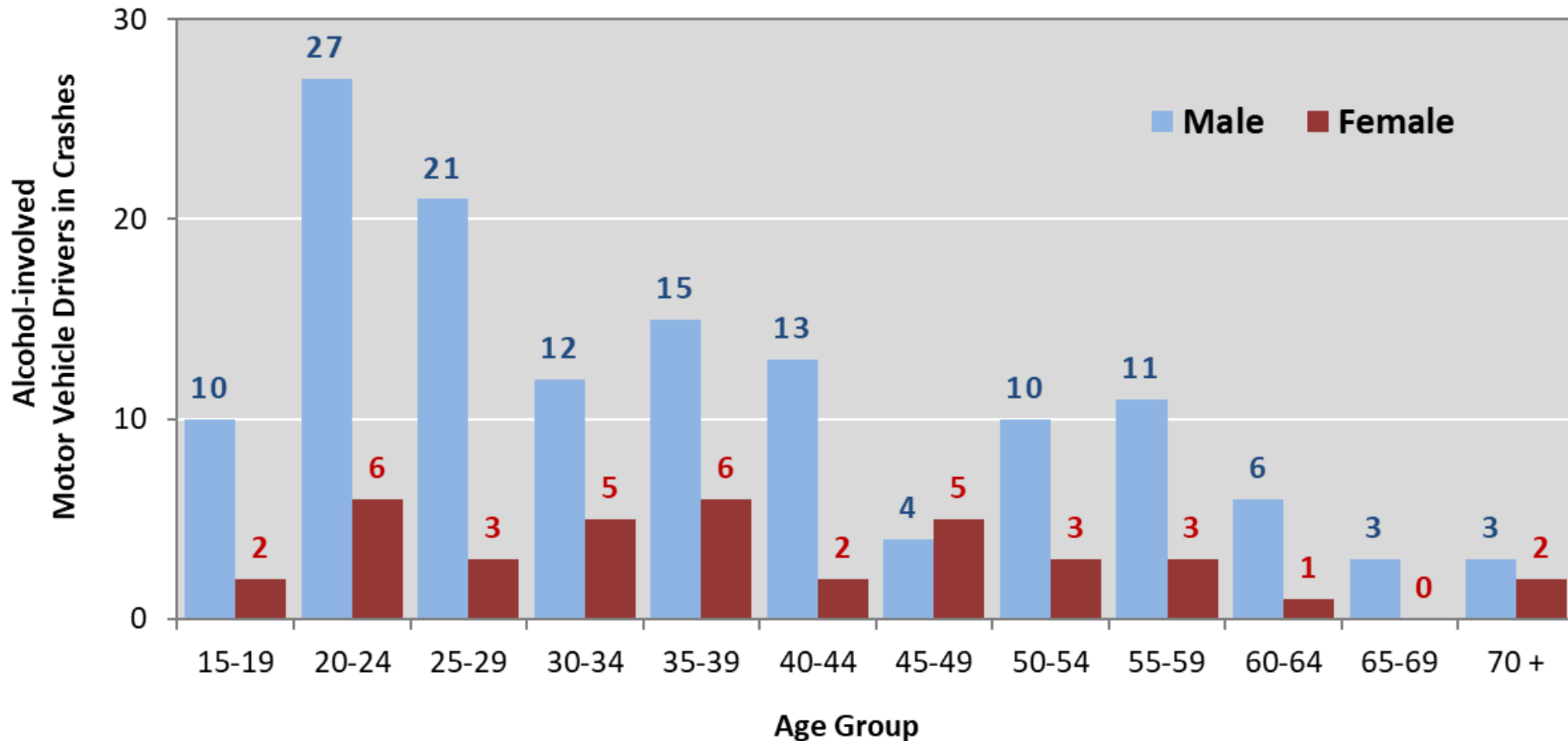
DWI Crashes in Santa Fe County

Year	Fatal Crashes		Injury Crashes		Property Damage Only Crashes		Total Crashes	
	Count	Percent	Count	Percent	Count	Percent	Count	Percent
2020	19	11.4%	70	42.2%	77	46.4%	166	100%
2021	10	6.1%	70	42.7%	84	51.2%	164	100%
2022	14	8.0%	72	40.9%	90	51.1%	176	100%
2023	9	4.4%	90	43.7%	107	51.9%	206	100%
2024	13	6.6%	75	38.3%	108	55.1%	196	100%

People in DWI Crashes in Santa Fe County

Year	Fatalities (Class K)		Suspected Serious Injuries (Class A)		Suspected Minor Injuries (Class B)		Possible Injuries (Class C)		No Apparent Injuries (Class O)		Total People	
	Count	Percent	Count	Percent	Count	Percent	Count	Percent	Count	Percent	Count	Percent
2020	20	6.4%	10	3.2%	46	14.7%	50	16.0%	187	59.7%	313	100%
2021	12	3.1%	15	3.9%	47	12.3%	36	9.4%	271	71.1%	381	100%
2022	14	4.0%	13	3.7%	43	12.2%	46	13.1%	236	67.0%	352	100%
2023	9	2.3%	14	3.5%	56	14.0%	53	13.3%	268	67.0%	400	100%
2024	14	3.5%	13	3.2%	48	12.0%	48	12.0%	278	69.3%	401	100%

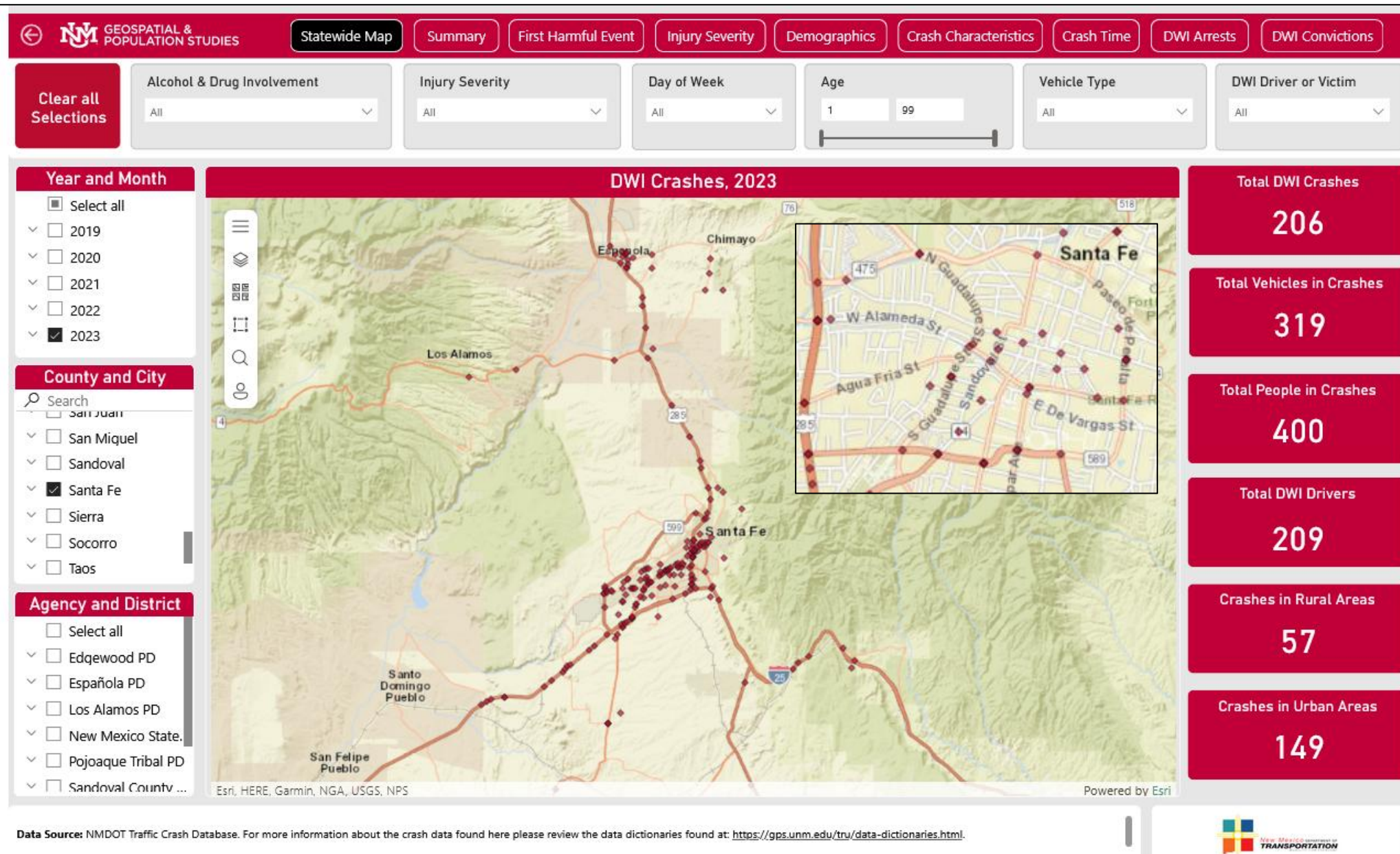
Alcohol-involved Motor Vehicle Drivers in Crashes in Santa Fe County, 2024




Source: NMDOT Crash Database. Available in the 2024 Santa Fe County Community Report.
<https://gps.unm.edu/tru/reports/community-reports/index.html>

Underage Drinking and Driving in Santa Fe County

Alcohol-involved Motor Vehicle Drivers Under Age 21 in Crashes						
Age	Year					5-Year Total
	2020	2021	2022	2023	2024	
15	0	0	1	0	0	1
16	2	2	0	4	1	9
17	0	0	1	4	2	7
18	2	6	5	6	4	23
19	5	5	6	9	5	30
20	4	6	4	9	4	27
Total Drivers	13	19	17	32	16	97



New! DWI Crash Data Dashboard



DWI Arrests and Convictions in Santa Fe County

Data Source: NM Taxation and Revenue Department (NMTRD), Motor Vehicle Division (MVD), DWI File, November 2025.

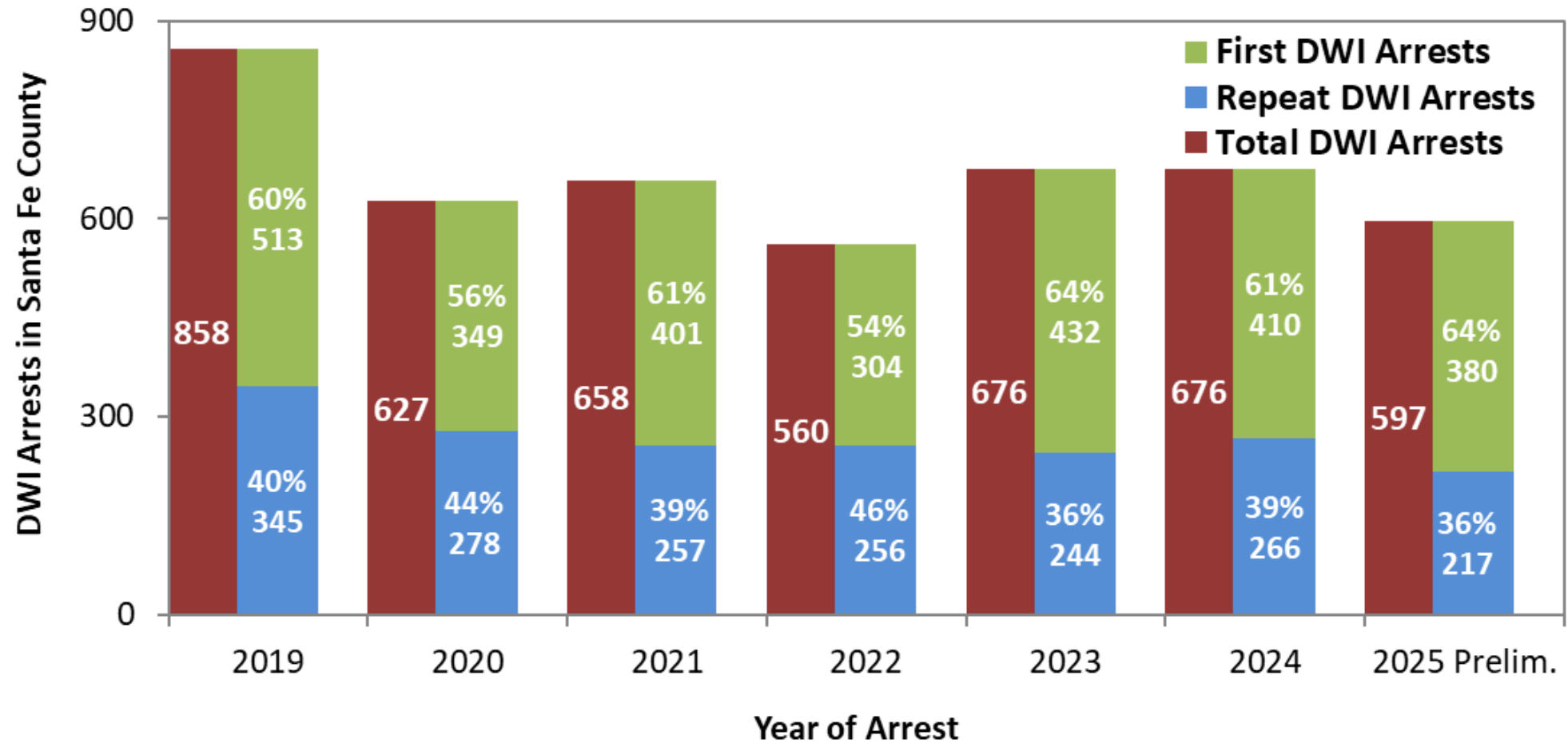
Not a crash-related analysis.

UNM-GPS is not involved in compiling the DWI File.

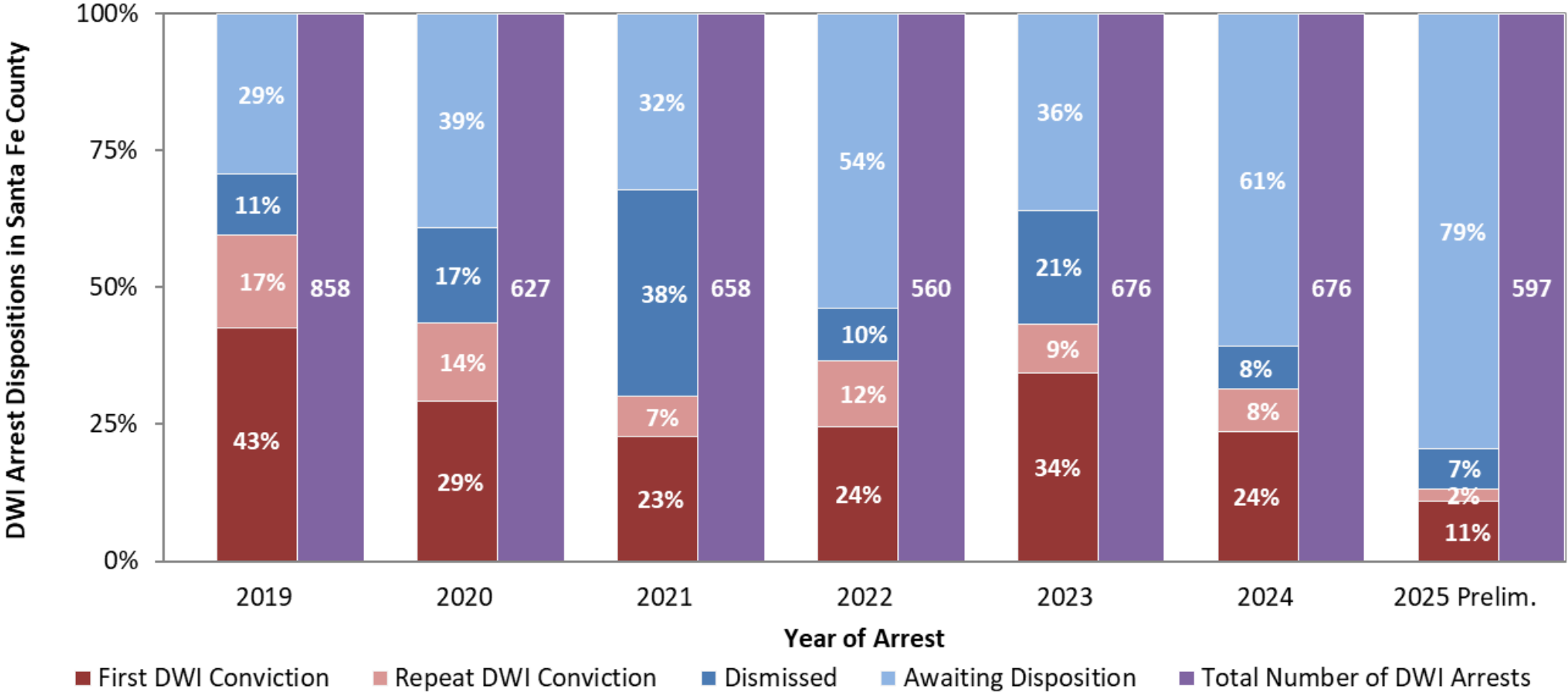
Statistics tabulated by UNM Geospatial and Population Studies (UNM-GPS)

- A reduced aggravated DWI is counted as a guilty ruling.
- A reduced regular DWI is counted as dismissed.
- Counts for recent years (2024 and 2025) will increase.
- Dispositions not reported to NMTRD MVD are excluded.
- Arrests missing citation number and date are excluded.
- Analysis is by calendar year, not fiscal year.
- The DWI file can contain multiple records for each arrest. A DWI arrest is any unique occurrence of Account Key, Citation Number, and Citation Date.

DWI Arrests in Santa Fe County

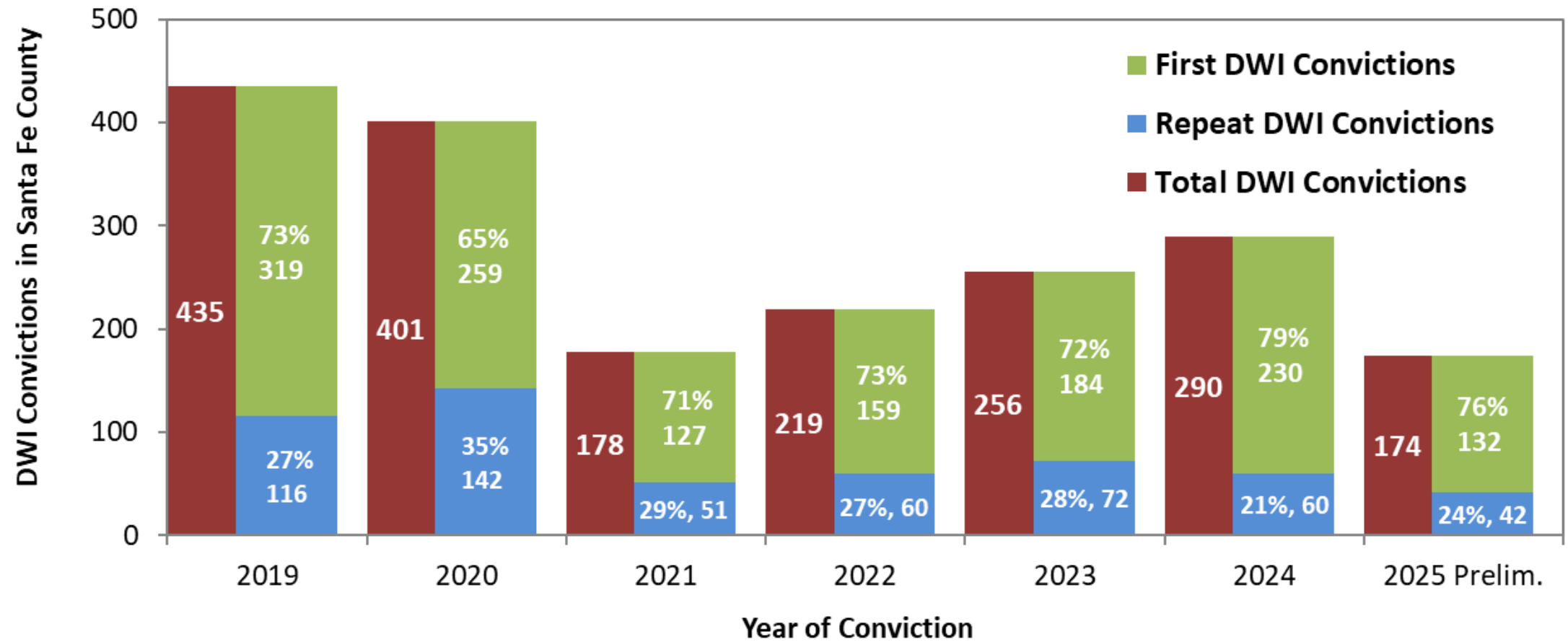


DWI Dispositions in Santa Fe County

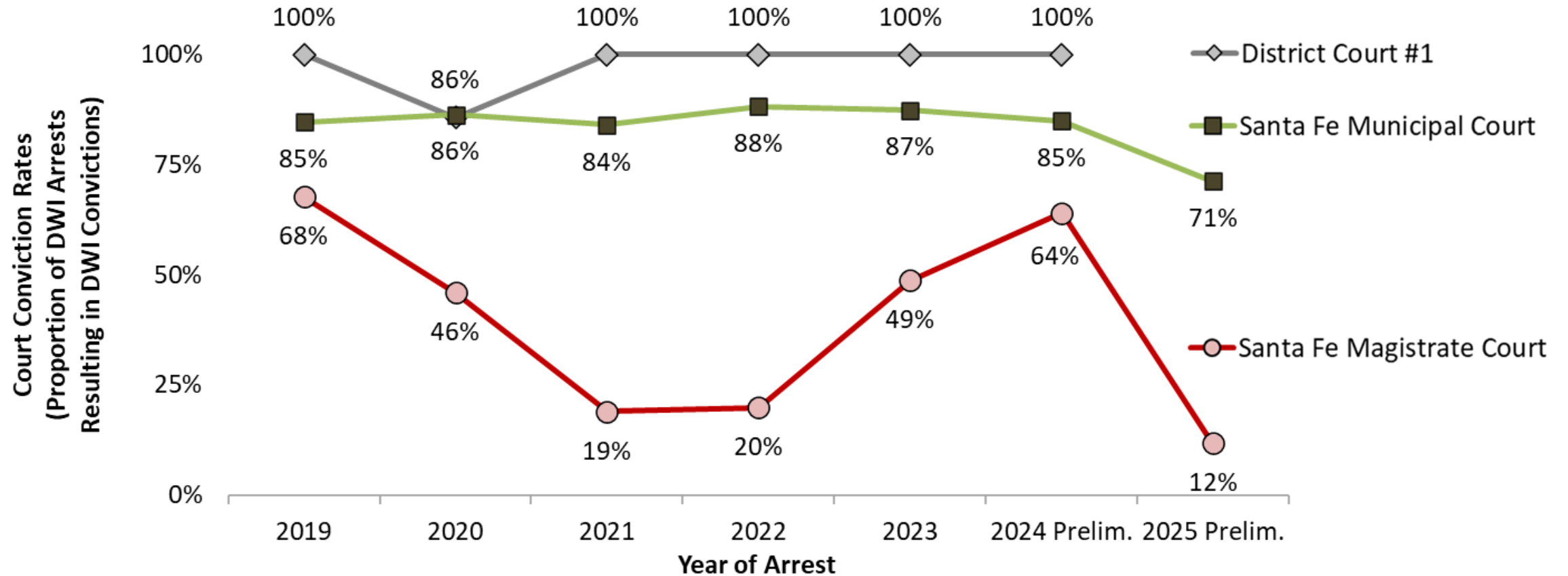


Source: NMTRD MVD, DWI File, November 2025. Analysis by UNM-GPS. Awaiting disposition means no ruling was reported to MVD. Determination of prior convictions include convictions outside Santa Fe County. Counts for the last few years will increase.

DWI Convictions in Santa Fe County

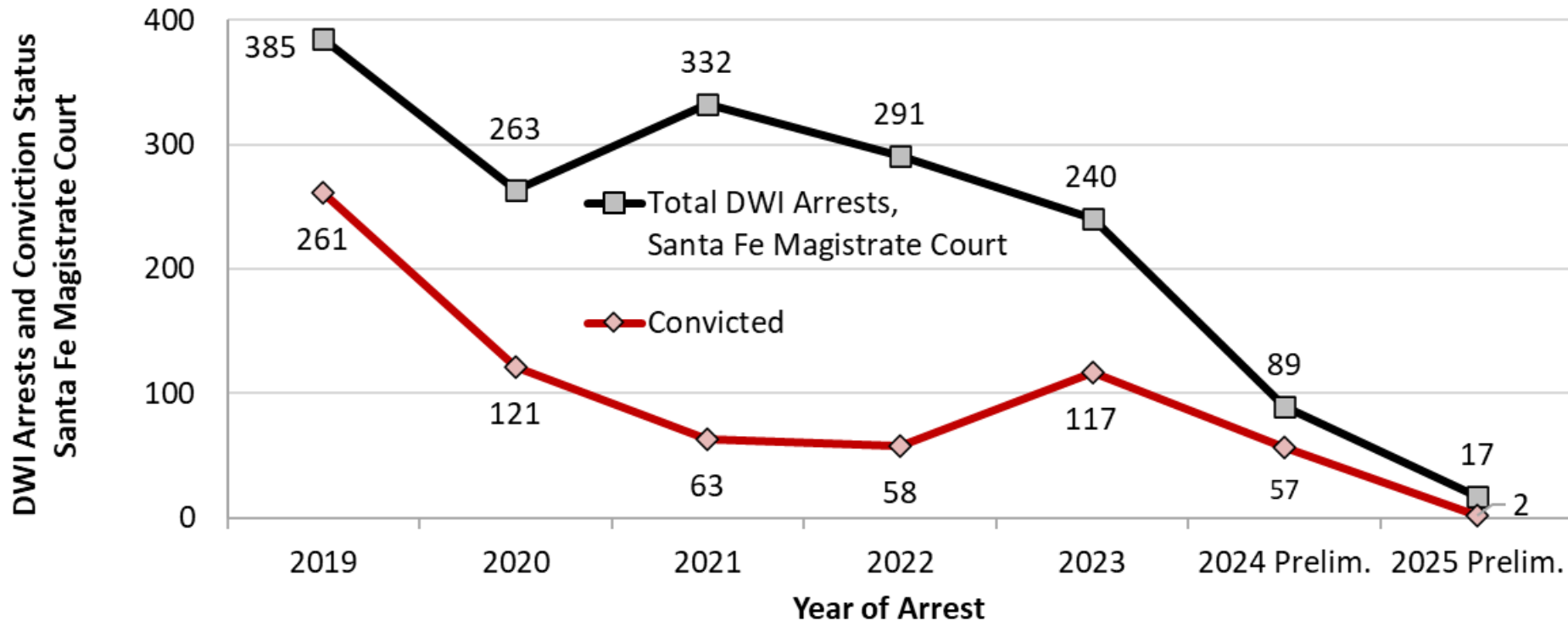


Court DWI Conviction Rates in Santa Fe County



Conviction Status

Santa Fe Magistrate Court DWI Arrests



“The Santa Fe Magistrate Court has adopted a unique approach compared to other courts. They utilize a process called "nolle prosequi," which allows them to dismiss cases without prejudice. Approximately a year later, these cases may be refiled, potentially affecting the accuracy of the reported data.” – NMTRD MVD DWI Unit, email communication, December 10, 2025

Special thanks to the staff at:
UNM-GPS,
NMDOT Traffic Records Bureau,
NM Taxation and Revenue,
and Law Enforcement Agencies

University of New Mexico,
Geospatial and Population Studies (UNM-GPS)

Jessica Bloom, Research Scientist III
E-mail: jbloom1@unm.edu
gps.unm.edu



Photo by Raychel Sanner on Unsplash